

## Styiletto

*Design: Kris Van Puyvelde*



### *Description*

Coffee table available various materials and two different heights, with tapered legs in coated aluminum or teak. Top available in ceramic or teak wood, and rectangular, elliptical or round shaped.

### *Finishes & Materials*

**Legs:** Coated aluminum in White, Mushroom, Sand, Bronze or Anthracite color, or teak wood.

**Top:** Ceramic or teak wood.



\* For more specifications, please refer to the "Finishes & Materials" PDF

## Styletto

---

### Dimensions

#### HIGH

- A:** 86"5/8W x 47"1/4D x 19"5/8H
- B:** 118"1/8W x 47"1/4D x 19"5/8H
- C:** 98"3/8W x 51"1/8D x 19"5/8H
- D:** 126"W x 55"1/8D x 19"5/8H
- E:** Ø47"1/4 x 19"5/8H
- F:** Ø63" x 19"5/8H

#### LOW

- G:** 86"5/8W x 47"1/4D x 13"3/4H
- H:** 118"1/8W x 47"1/4D x 13"3/4H
- I:** 98"3/8W x 51"1/8D x 13"3/4H
- J:** 126"W x 55"1/8D x 13"3/4H
- K:** Ø47"1/4 x 13"3/4H
- L:** Ø63" x 13"3/4H

**A:** RECTANGULAR COFFEE TABLE



**G:** LOW RECTANGULAR COFFEE TABLE



**B:** RECTANGULAR COFFEE TABLE




**H:** LOW RECTANGULAR COFFEE TABLE




\* For more specifications, please refer to the "Finishes & Materials" PDF

## Styletto


**C: ELIPSE COFFEE TABLE**



**I: LOW ELIPSE COFFEE TABLE**



**D: ELIPSE COFFEE TABLE**



**J: LOW ELIPSE COFFEE TABLE**



**E: ROUND COFFEE TABLE**



**K: LOW ROUND COFFEE TABLE**



**F: ROUND COFFEE TABLE**



**L: LOW ROUND COFFEE TABLE**



\* For more specifications, please refer to the "Finishes & Materials" PDF