

Rea

Design: Chi Wing Lo



Description

Double bed with headboard in rigid compact polyurethane, cold-foam flexible polyurethane and poplar plywood. Bed frame in ultra-light fiber covered planked wood and corner reinforcements in painted metal. The slat base supports are adjustable and the central crossbar is in painted metal. Completely removable covers in fabric or leather. Headboard quilting available on demand. Feet in polished pau ferro and metal. Made in Italy.



* For more specifications, please refer to the "Finishes & Materials" PDF

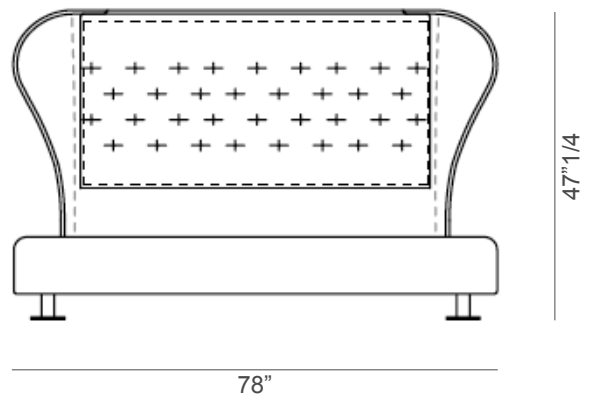
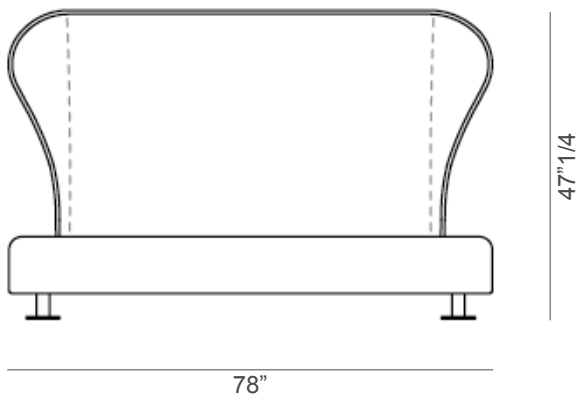
Rea

Dimensions

Queen Size:

78"W x 85"7/8D x 47"1/4H

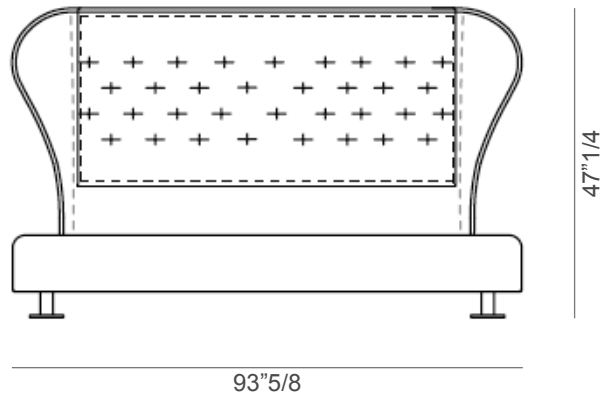
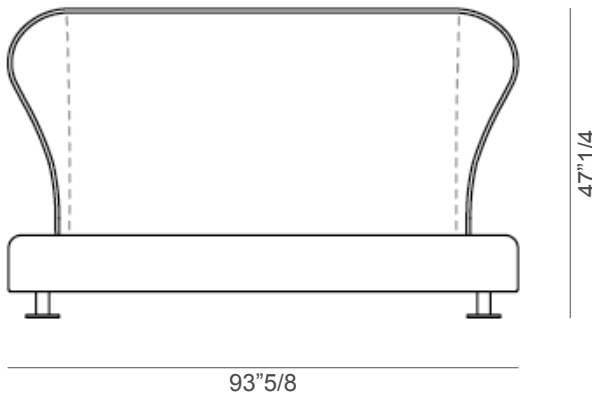
(To fit American Queen Size mattress: 60" x 80")



King Size:

93"5/8W x 85"7/8D x 47"1/4H

(To fit American King Size mattress: 76" x 80")



* For more specifications, please refer to the "Finishes & Materials" PDF