

## Skyline

*Design: Carlo Colombo*



### *Description*

Modular sofa with structure in multi-layer and solid beech wood, with elastic straps. Seat in expanded flexible multi-density polyurethane and memory foam, flexible and thermo sensitive material. Armrests and backrests in high-density expanded polyurethane, covered with fibers. The padding is in goose feathers with inserts in expanded flexible multi-density polyurethane. Completely removable covers available in fabrics or leathers as per collection or customer's own material. Feet in matt beech wood.

The backrest is available in two versions:

- with goose-down backrest cushion with central insert in expanded multi-density polyurethane, covered in fabric or leather with leather piping;
- with a leather panel with reclining mechanism that supports the goose-down backrest cushion.

Made in Italy.

\* For more specifications, please refer to the "Finishes & Materials" PDF

## Skyline

### Dimensions

**A:** 52"W x 41"3/8D x 38"1/2H

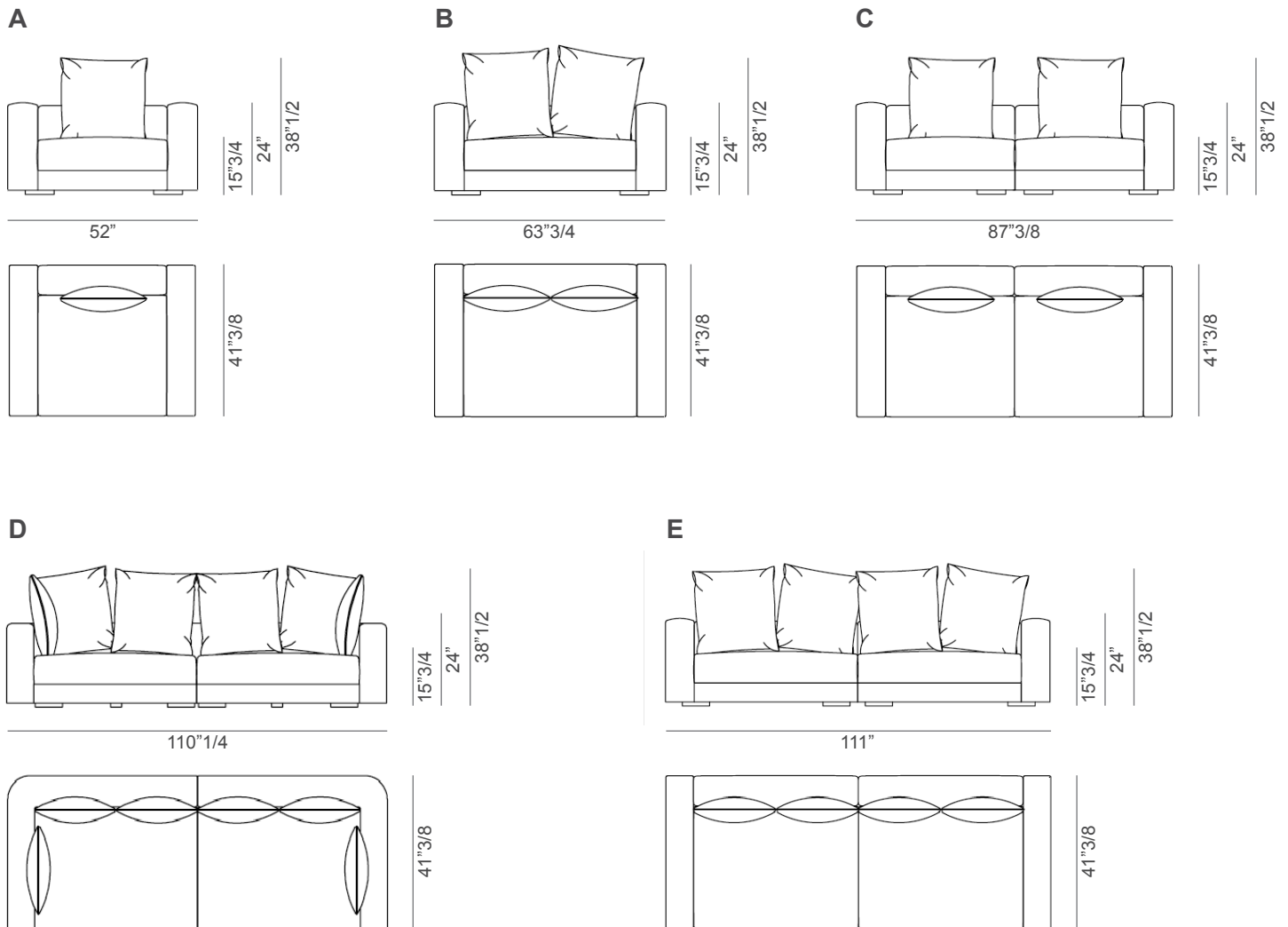
**B:** 63"3/4W x 41"3/8D x 38"1/2H

**C:** 87"3/8W x 41"3/8D x 38"1/2H

**D:** 110"1/4W x 41"3/8D x 38"1/2H

**E:** 111"W x 41"3/8D x 38"1/2H

**Seat height:** 15"3/4



\* For more specifications, please refer to the "Finishes & Materials" PDF

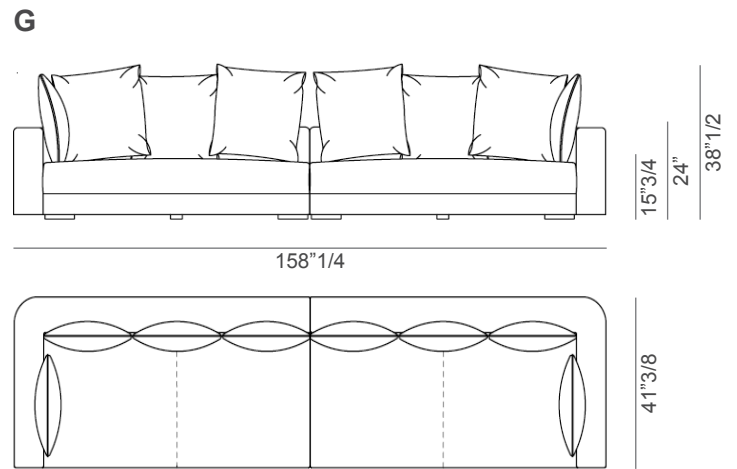
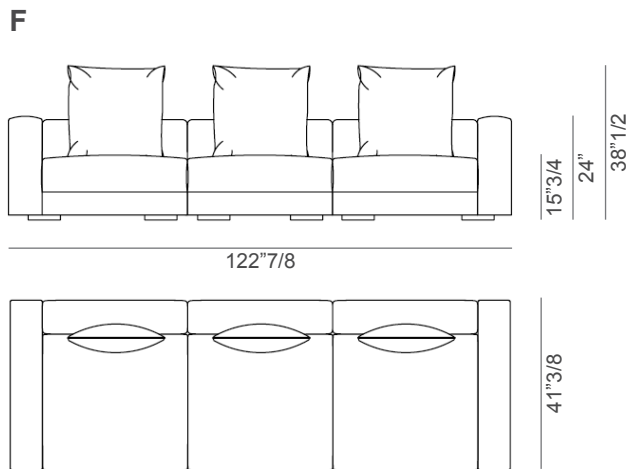
## Skyline

### Dimensions

**F:** 122"7/8W x 41"3/8D x 38"1/2H

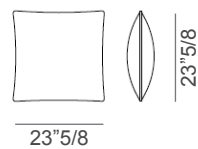
**G:** 158"1/4W x 41"3/8D x 38"1/2H

**Seat height:** 15"3/4

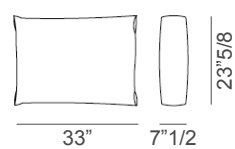


### Backrest cushions:

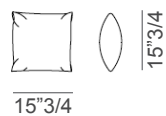
With piping



For reclinable versions



### Decorative cushions:



\* For more specifications, please refer to the "Finishes & Materials" PDF