

Chloè Luxury

Design: Stefano Spessotto & Lorella Agnoletto



Description

Lounge chair with supporting structure in plywood and pinewood, with parts of E1 class agglomeration panels or cellulose agglomeration panels. The back is made of hard or cellulose wooden fiber panels and the seat is supported by propylene and latex elastic belts. Two versions available: with standard feet or with swivel base. The removable upholstery is in fabrics as per collection or customer's own fabric. The outer back can be upholstered in a different fabric than the seat and inner backrest. A matching footrest is available on demand. Made in Italy.



* For more specifications, please refer to the "Finishes & Materials" PDF

Chloè Luxury

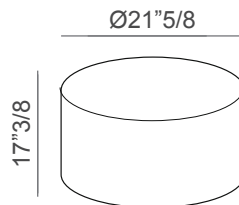
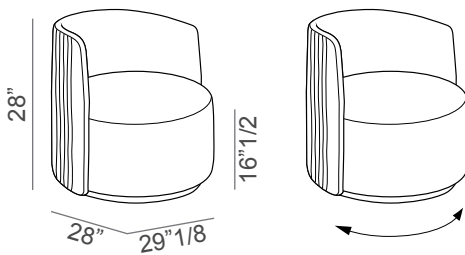
Dimensions

29"1/8W x 28"D x 28"H

Seat height: 16"1/2

Footrest:

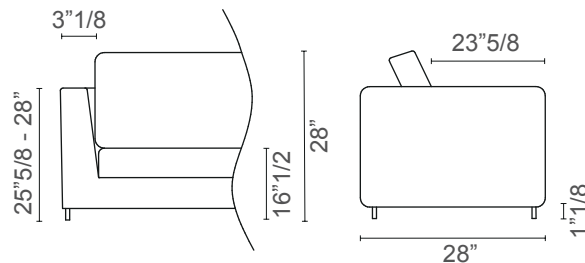
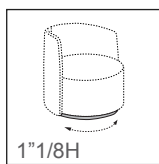
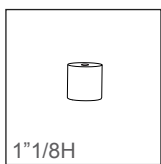
Ø21"5/8 x 17"3/8H



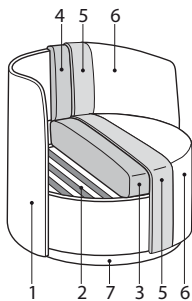
Versions:

Standard feet

Swivel base

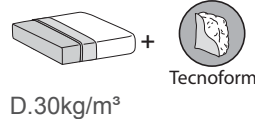


Internal composition:



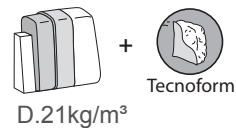
1. Structure
2. Springing
- 3, 4, 5. Padding
6. Upholstery
7. Base

Seat



D.30kg/m³

Backrest



D.21kg/m³

* For more specifications, please refer to the "Finishes & Materials" PDF