

San Marino

Design: Estel R&D



The image corresponds to Composition 6

Description

Sectional with a sturdy yet incredibly comfortable design, available in different compositions. Peltro varnished metal feet and legs support the strong structure. The backrest and cushions, padded with fireproof expanded polyurethane, rest on elastic bands.

Removable cover in fabric and fixed in leather. This system of large, cosy modular seats can come with coffee lacquered tables, made from wood or ceramic, either as seat dividers or in a coffee side table version. Also, 15"3/4 x 15"3/4 decorative cushions are offered upon request. Made in Italy.

FEATURES:

Structure: fir wood and poplar plywood with elastic belts. / **Leaning top padding:** interliner coupled with 1/8" rubber. / **Back & Seat cushion padding:** polyurethane foam in different densities covered with 250 gr resin-coated polyester fiber interliner. / **Back cushion padding:** internal insert in polyurethane foam covered with top quality goose down divided into compartments: washed, sanitized and sterilized.

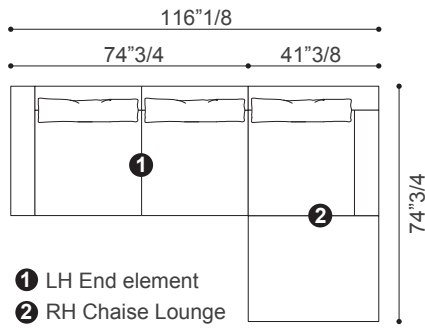
* For more specifications, please refer to the "Finishes & Materials" PDF

San Marino

Compositions

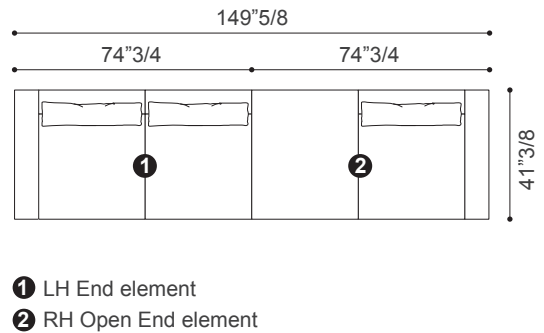
COMPOSITION 1

116"1/8 x 74"3/4D x 29"1/2H
SH: 15"3/8 | AH: 24"3/4



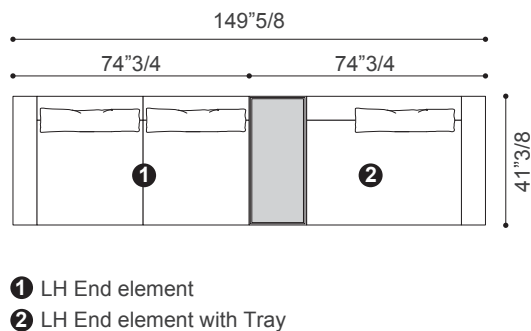
COMPOSITION 2

149"5/8W x 41"3/8D x 29"1/2H
SH: 15"3/8 | AH: 24"3/4



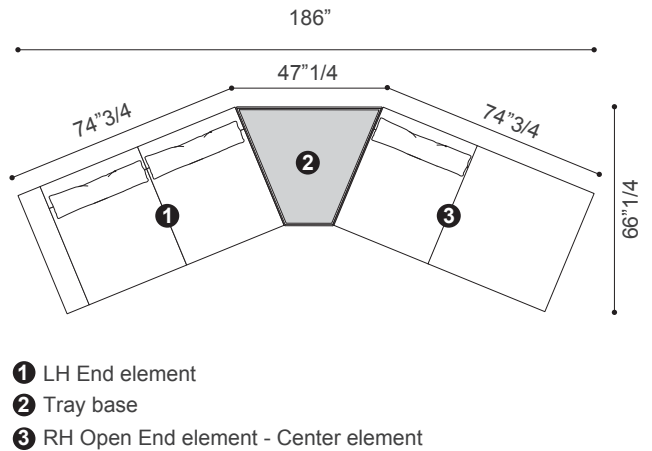
COMPOSITION 3

149"5/8W x 41"3/8D x 29"1/2H
SH: 15"3/8 | AH: 24"3/4



COMPOSITION 4

186"W x 66"1/4D x 29"1/2H
SH: 15"3/8 | AH: 24"3/4



* For more specifications, please refer to the "Finishes & Materials" PDF

San Marino

Other Compositions

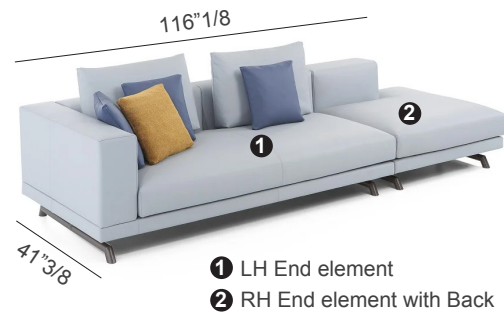
COMPOSITION 5

116"1/8W x 74"3/4D x 29"1/2H
SH: 15"3/8 | AH: 24"3/4



COMPOSITION 6

116"1/8W x 41"3/8D x 29"1/2H
SH: 15"3/8 | AH: 24"3/4

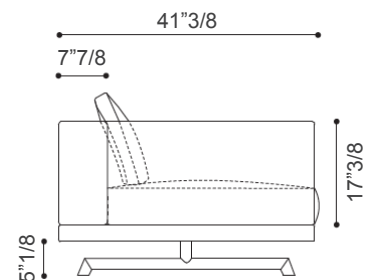


COMPOSITION 7

149"5/8W x 116"1/8D x 29"1/2H
SH: 15"3/8 | AH: 24"3/4



Detail of measures



* For more specifications, please refer to the "Finishes & Materials" PDF