

Lucciola



Description

Ceiling lamp with a refined oval, mouth-blown matt glass lampshade and metal parts in glossy white finish.
Made in Italy.

Light source options

Lucciola PL G / Lucciola PP M:

. E26 3 x 60W.

Dimmable with a "phase cut" system (DIM 1).

. LED I 17,5W • 1300lm • 3000K.

Dimmable with a "phase cut" system (DIM 2).

. LED F 12,5W • 1650lm • 3000K.

Dimmable with a system in 1-10 V / PUSH (DIM 3).

Lucciola PP 27 / Lucciola FA 18:

. E12 1 x 40W.

Dimmable with a "phase cut" system (DIM 1).

. LED E 6W • 825lm • 3000K.

Dimmable with a system in 1-10 V / PUSH (DIM 3).

Lucciola PP P:

. E26 1 x 60W.

Dimmable with a "phase cut" system (DIM 1).

. LED I 17,5W • 1300lm • 3000K.

Dimmable with a "phase cut" system (DIM 2).

. LED F 12,5W • 1650lm • 3000K.

Dimmable with a system in 1-10 V / PUSH (DIM 3).

Finishes and materials

Metal parts: Glossy White (BC).

Lampshade: Matt White (BC/ST) glass.

(For more specifications, please refer to "Finishes & Materials")

Lucciola

Dimensions

Lucciola PL G: $\text{Ø}18''7/8 \times 14''1/8\text{H}$

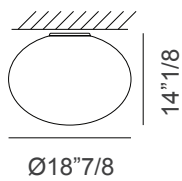
Lucciola PP 27: $\text{Ø}10''5/8 \times 8''1/4\text{H}$

Lucciola PP P: $\text{Ø}14''1/8 \times 10''5/8\text{H}$

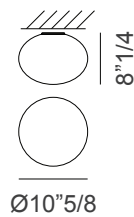
Lucciola PP M: $\text{Ø}16''1/8 \times 11''7/8\text{H}$

Lucciola FA 18: $\text{Ø}7'' \times 5''1/8\text{H}$

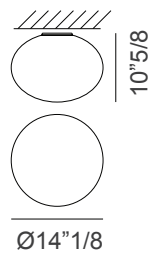
Lucciola PL G



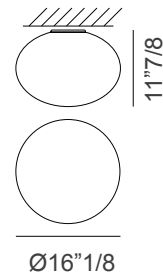
Lucciola PP 27



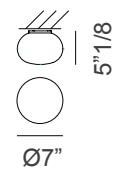
Lucciola PP P



Lucciola PP M



Lucciola FA 18



(For more specifications, please refer to "Finishes & Materials")