

Aspettami

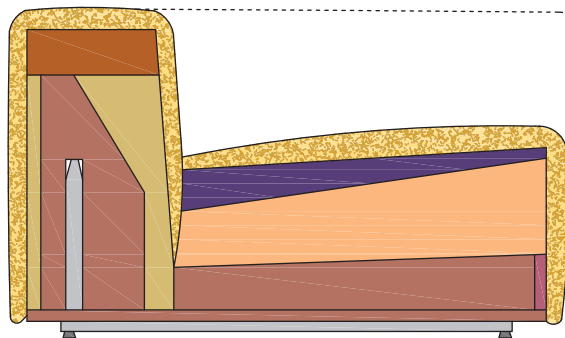











Description

Metal frame with cylindrical steel bars. Solid wood base, springing system with elastic webbing, padded with non-deformable polyurethane foam and covered with 100% cotton-fabric filled with natural goose feather.

Covers can be made with fabric or leather and are removable on optional cushions.

Composition



-  Polyurethane PF 30/SM (2,5 kPa)
-  Polyurethane 75/SR (14,0 kPa)
-  Natural goose feather
-  Polyurethane PF 40/M (3,3 kPa)
-  Polyurethane 30/SS CMHR (1,3 kPa)
-  Polyurethane T 30/C (2,7 kPa)
-  Steel frame
-  Frame in solid and multilayer wood
-  Feet in polypropylene black colour

Aspettami

Dimensions

Sofa 3 seater 82"5/8 (2 terminal units 41,3" sx + dx): 82"5/8W x 41"3/8D x 23"5/8H

Sofa 3,5 seater 94"1/2 (2 terminal units 47,2" sx + dx): 94"1/2W x 41"3/8D x 23"5/8H

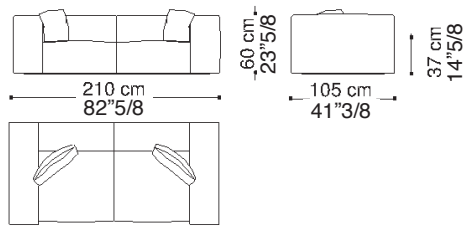
Sofa 4 seater 102"3/8 (2 terminal units 51,2" sx + dx): 102"3/8W x 41"3/8D x 23"5/8H

Sofa 4,5 seater 110"1/4 (2 terminal units 55,1" sx + dx): 110"1/4W x 41"3/8D x 23"5/8H

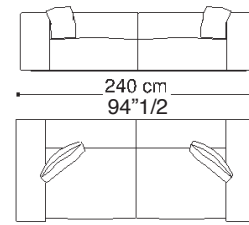
Terminal unit whit 1 arm left/right: 41"3/8W x 41"3/8D x 24"3/4H

Terminal unit with 1 arm left/right: 47"1/4W x 47"1/4 x 24"3/4H

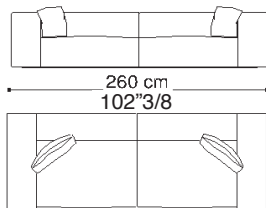
Sofa 3 seater (2 terminal units 41,3" sx + dx)
82"5/8W x 41"3/8D x 23"5/8H



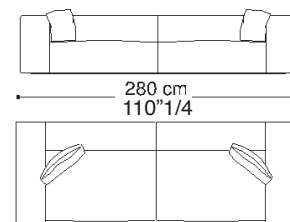
Sofa 3,5 seater (2 terminal units 47,2" sx + dx)
94"1/2W x 41"3/8D x 23"5/8H



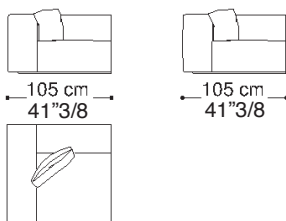
Sofa 4 seater (2 terminal units 51,2" sx + dx)
102"3/8W x 41"3/8D x 23"5/8H



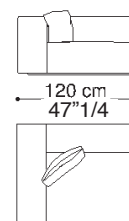
Sofa 4,5 seater (2 terminal units 55,1" sx + dx)
110"1/4W x 41"3/8D x 23"5/8H



Terminal unit whit 1 arm left/right
41"3/8W x 41"3/8D x 24"3/4H



Terminal unit with 1 arm left/right
47"1/4W x 47"1/4 x 24"3/4H



Aspettami

Dimensions

Terminal unit with 1 arm left/right: 51"1/8W x 41"3/8D x 23"5/8H

Terminal unit whit 1 arm left/right: 55"1/8W x 41"3/8D x 23"5/8H

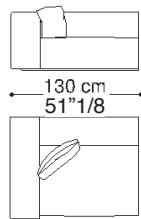
Central unit: 29"1/2W x 41"3/8D x 23"5/8H

Central unit: 35"3/8W x 41"3/8D x 23"5/8H

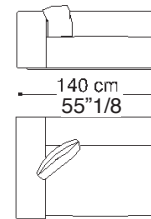
Central unit: 39"3/8 x 41"3/8D x 23"5/8H

Central unit: 43"1/4 x 41"3/8D x 23"5/8H

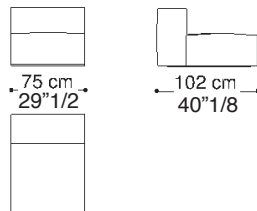
Terminal unit with 1 arm left/right
51"1/8W x 41"3/8D x 23"5/8H



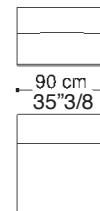
Terminal unit whit 1 arm left/right
55"1/8W x 41"3/8D x 23"5/8H



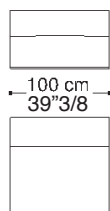
Central unit
29"1/2W x 41"3/8D x 23"5/8H



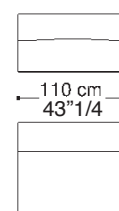
Central unit
35"3/8W x 41"3/8D x 23"5/8H



Central unit
39"3/8 x 41"3/8D x 23"5/8H



Central unit
43"1/4 x 41"3/8D x 23"5/8H



Aspettami

Dimensions

Corner L/R unit: 41"3/8W X 41"3/8D x 23"5/8H

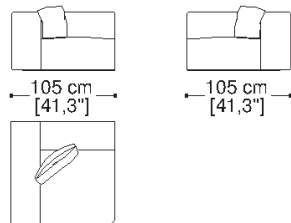
Chaiselongue with arm right/left : 47"1/4W X 61"D x 23"5/8H

Chaiselongue with arm right/left : 51"1/8W X 61"D x 24"3/4H

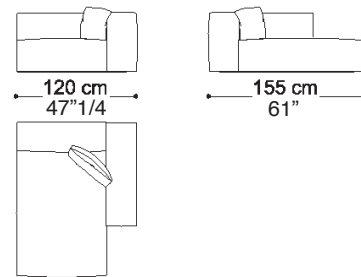
Ottoman: 59"3/8W X 59"3/8D x 14"5/8H

Box cushion: 23"5/8 x 23"5/8

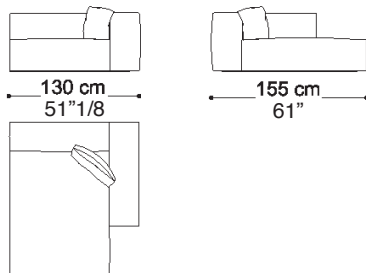
Corner
41"3/8W X 41"3/8D x 23"5/8H



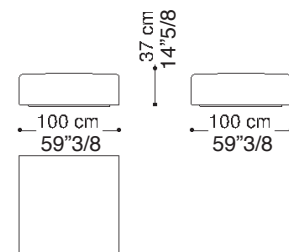
Chaiselongue with arm right/left
47"1/4W X 61"D x 23"5/8H



Chaiselongue with arm right/left
51"1/8W X 61"D x 24"3/4H



Ottoman
59"3/8W X 59"3/8D x 14"5/8H



Box cushion
23"5/8 x 23"5/8



Finishes and materials

Covered in: Fabric (Cat. 1,2,3 and Super) or Leather (A,B,C and Extra).

Feet: Polypropylene black color (Non-visible).

(For more specifications, please refer to "Finishes & Materials")