

Cuff

Design: Mauro Lipparini



Description

Double bed with frame in wood and wood chipboard. The bed has a central bar and supports that can be adjusted in height for the bed base, these supports allow the height of the bed base and mattress to be varied by 4,5.

Bed base with metal frame and slats in plywood. (Included in the version with storage). Bed base with slats included. Mattress not included. Made in Italy.

Dimensions

Cuff Hi Plus

Queen size: 81"7/8W x 88"5/8D x 46"3/8H
(To fit American QUEEN size Mattress 60" x 80")
King size: 97"5/8W x 88"5/8D x 46"3/8H
(To fit American KING size Mattress 76"3/4 x 80")

Cuff Hi Open (with storage)

Queen size: 81"7/8W x 88"5/8D x 46"3/8H
(To fit American QUEEN size Mattress 60" x 80")
King size: 97"5/8W x 88"5/8D x 46"3/8H
(To fit American KING size Mattress 76"3/4 x 80")

Finishes and materials

Frame: Wood.

Feet: Cuff: Matt painted. Cuff open - Cuff Easy: Painted wood.

Upholstered: Fabric or leather.

Removable cover.

Frogs and insert available only in Leather Capri.

Dry cleaning only for fabric cover with leather inserts.




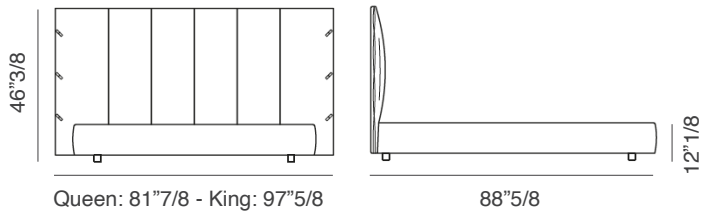
Cuff Hi Open version

* For more specifications, please refer to the "Finishes & Materials" PDF


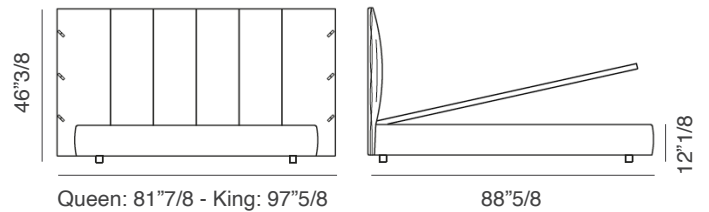
Cuff

Dimensions

Cuff Hi Plus



Cuff Hi Open



* For more specifications, please refer to the "Finishes & Materials" PDF