

De-Symetria

Design: Luca Scacchetti



Description

The De-Symetria model is available in several combinations that use three kind of materials:

- Extraclear transparent glass or glass varnished on the underside in white, black or RAL 1019 colors. In some cases, the sheets of varnished glass are applied to black melamine coated panels.

- Saddle leather or leather. The saddle leather and leather are always applied to black melamine coated panels, of various thickness, in accordance with the use.

- Lati wood or similar ebony wood. These two woods are veneered to particleboard panels, of variable thickness, in accordance with the use.

The metallic parts are available in chromed steel only.

93

The tops of the desks, conference tables, and low coffee tables are available in the following materials:

- 5/8" thick extra-clear transparent glass or varnished on the underside.

- Saddle leather or leather. These tops are black melamine coated panels, 1/8" thickness and beveled along the lower perimeter edge and covered in saddle leather or leather.

- Wood. The wood tops are 1/8" mm thickness particleboard panels, beveled along the lower perimeter, and veneered.

The desks and conference tables with tops in transparent glass and wood are also available with inserts of leather or saddle leather in the tops. Under the tops made in saddle leather, leather and wood there are reinforcement steel bars. Underneath the tops there are chromed steel supports, these supports have an asymmetric cross shape and fixed to the legs or to the desk returns.

Top Dimensions:

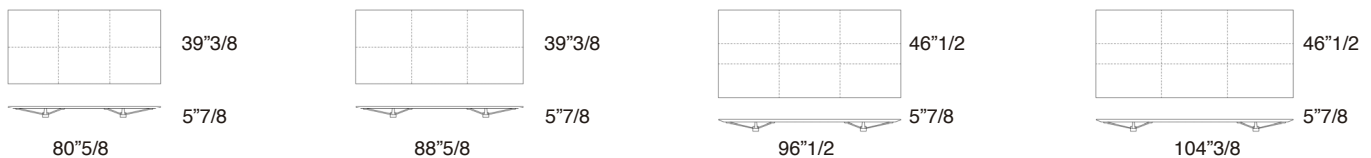
De-symetria 205: 80"5/8W x 39"3/8D x 5"7/8H

De-symetria 225: 88"5/8W x 39"3/8D x 5"7/8H

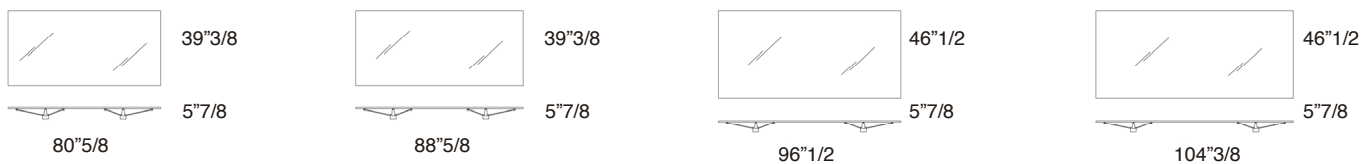
De-symetria 245: 96"1/2W x 46"1/2D x 5"7/8H

De-symetria 265: 104"3/8W x 46"1/2D x 5"7/8H


Saddle leather or leather top:



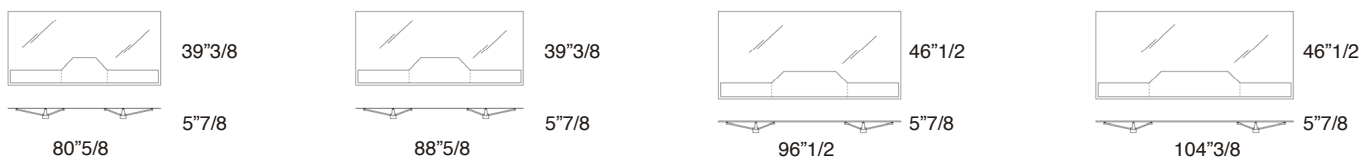
Glass Top:



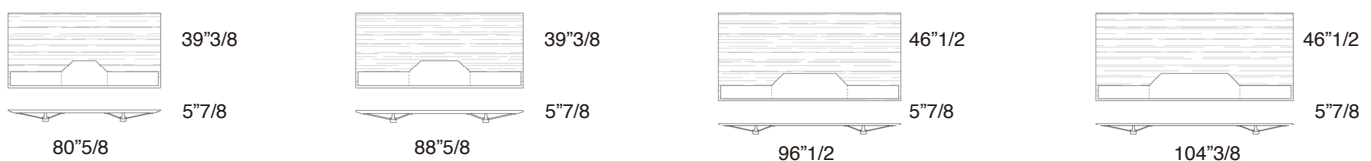
Lati wood or ebony wood top:



Glass Top with inlay in saddle leather or leather:



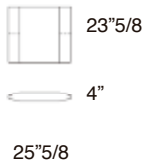
Wood Top with inlay in saddle leather or leather:



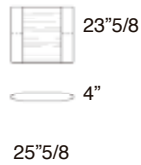
Leg Dimensions:

25"5/8W x 23"5/8D x 4"H

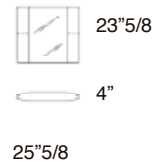
Leather or saddle leather



Wood with leather edges



Glass with leather edges

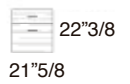
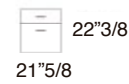
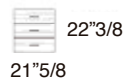
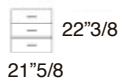



Pedestals Dimensions:

Pedestal 1: 23"5/8W x 23"5/8D x 27"1/2H

Pedestal 2: 17"W x 24"3/8D x 22"7/8H

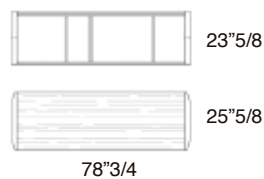
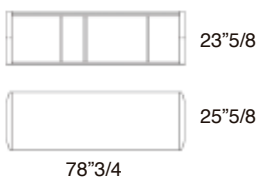
Drawers:



Return Cabinets Dimensions:

78"3/4W x 25"5/8D x 23"5/8H

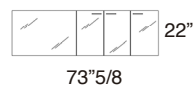
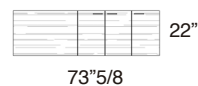
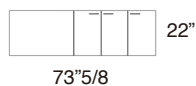
Sideboard 1:



Drawers:

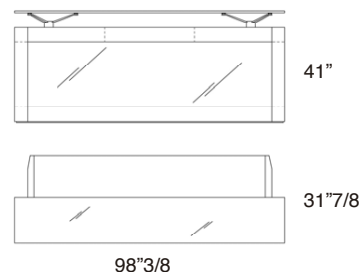
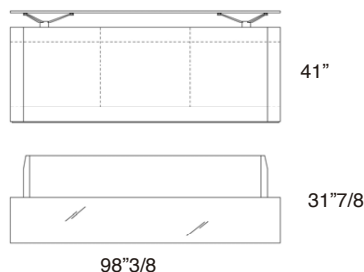
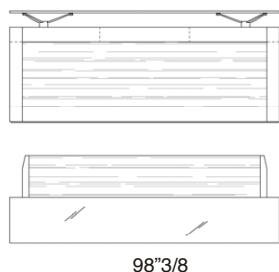


Doors:



Reception desk Dimensions:

98"3/8W x 31"7/8D x 41"H



Finishes and materials

Top: Extraclear glass, varnished in white, black or RAL1019 tempered glass top, leather, Saddle leather, lati, ebony wood.

Inlays: Leather or saddle leather.

Legs: Leather or saddle leather, tempered glass varnished in white, black or RAL 1019, lati wood or ebony and saddle leather edges.

Cabinets / Pedestals: Leather or saddle leather, lati wood or ebony and saddle leather edges.

(For more specifications, please refer to "Finishes & Materials")