

Sky-Fall



Description

Its shape reminds you of the precious blown glass decanters used for high quality wines and at the same time show progress, putting together the skill in the art of blown glass and the most up to date led technologies. Amazing with precious finishes. Chrome structure and blown glass diffuser in different finishes. Mounts directly to a 4" Standard J-Box. LED and driver are included. Made in Italy.

Light source:

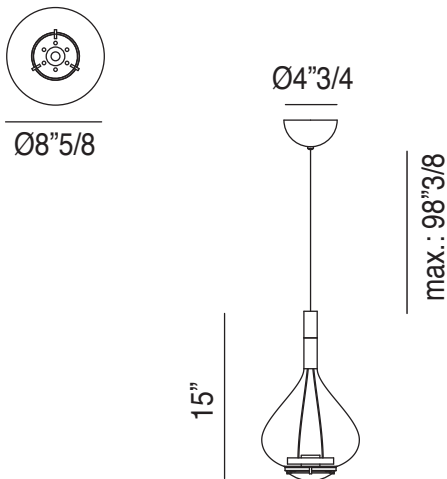
LED 2700K 2 x 8,4W / 2000 lm / 350 mA / CRI 90 / MacAdam 3-Step.

Dimensions

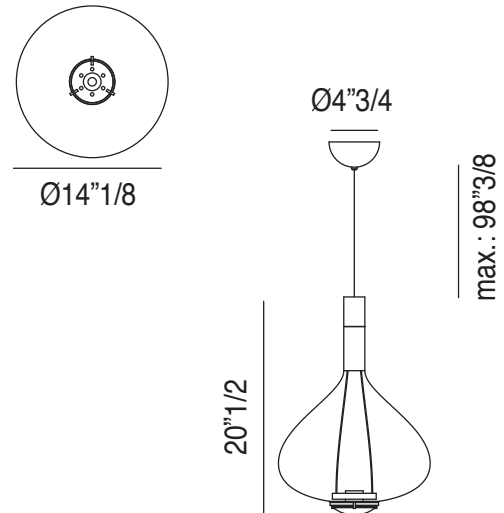
Sky-Fall Medium: Ø8"5/8 x 15"H + 98"3/8H of Tensors

Sky-Fall Large: Ø14"1/8 x 20"1/2H + 98"3/8H of Tensors

Sky-Fall Medium



Sky-Fall Large



Finishes and materials

Structure: Metal, chrome finish.

Diffuser: Blown glass in crystal, glossy copper, chrome, rose gold or glossy smoke finish.

(For more specifications, please refer to "Finishes & Materials")

Optional Canopies on the following page

Canopy Options

Linear Track

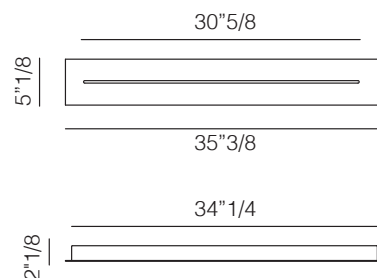
Lights Track Short - Sky-Fall Linear Track (TR1S):

Dimensions: 34"1/4W x 5"1/8D x 2"1/8H

Multiple linear track mod. Sky-Fall.

Max. 3 pendants

Matt white color



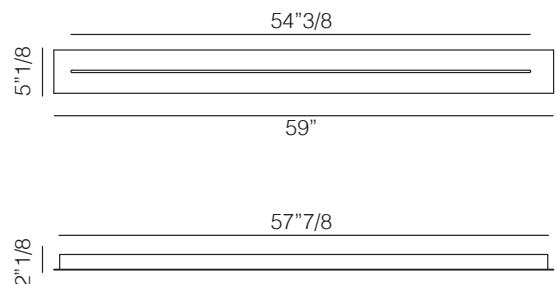
Lights Track Long - Sky-Fall Linear Track (TR2S):

Dimensions: 59"W x 5"1/8D x 2"1/8H

Multiple linear track mod. Sky-Fall.

Max. 5 pendants

Matt white color



Lights Tracks are only for Sky-Fall pendants. Each pendant should be separated from the Canopy and installed on the Track. Each pendant should be installed on the Track using the driver removed from the Original Canopy.

Single

Sky-Fall Wall Bracket:

Dimensions: Ø4"3/4 x 4"3/4D + Short (1"D) or Long (3"3/8D)

Wall bracket mod. Sky-Fall.

Chrome color

