



Product: River Side Lounge Chair

SHELL

“Soft Touch Plus” integral polyurethane foam




X01 - White



X02 - Light Grey




X03 - Dark Grey




X07 - Black



X09 - Sand




X10 - Yellow



X16 - Mud



X19 - Pigeon Blue



X21 - Olive Green



X20 - Silver

This product uses low, medium and high density polyurethane. Each steel frame gets fit in the mould and then the polyurethane foam—which originally is in a liquid form—is poured in and through a heating process, gets hardened. The material is dyed in mass during the liquid phase and is painted after the production. The integral foam is waterproof, hygienic and soft. The tear-resistant surface is characterized by an high abrasion resistance, an extremely pleasant touch, high elasticity, low thermal conductivity and maximum comfort. Another strength of the integral foam is its easy maintenance: the product can be simply cleaned with warm water and mild soap. The material is CFC free.