

## DRYLIGHT® IP65 Outdoor Chandelier – S6



### *Description*

Luxury Italian outdoor lighting, inspired by Venetian Tradition. DRYLIGHT® technology with IP65 protection level: Complete safety in any weather conditions.

DRYLIGHT® resolves three problems:

- Protection against water and dust, corrosion resistant;
- Resistance to stress, wind and other impacts;
- Lightness, modularity and easy installation.

Thanks to this technology, it is now possible to fit any outdoor environment with Venetian style chandeliers, with the same safety as a regular outdoor light.

High-end outdoor chandelier with 6 arms. Pendants in methacrylate (DRYLIGHT EXTREME).

Optional hanging rods for extra length, remote control kit or floor support.

Two lighting versions are available:

- DRYLIGHT LED W: 6 x 18 W tot, 960lm (single diode: 160 lm - 3000K)
- DRYLIGHT LED RGBW: 6 x 24W tot, 960 lm tot

## DRYLIGHT® IP65 Outdoor Chandelier



### Dimensions

Ø29"1/2 x 49"1/4  
Includes rod 17"3/4  
Canopy: Ø7"7/8 x 4"H

### Finishes and materials

**Pendants:** Methacrylate.

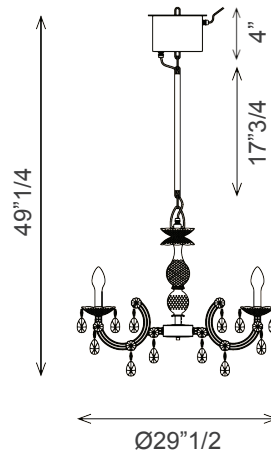
#### Device Control for DRYLIGHT LED W:

Only Through existing cable connections.  
Dimmable Push or Dimmable 1-10.

#### Device Control for DRYLIGHT LED RGBW:

- DMX protocol control kit;
- Smart Light App (Only for RGBW version. Android and iOS);
- Remote control kit (Only for RGBW version).

Note: When installed, any other control system is disabled.



## DRYLIGHT® IP65 Outdoor Chandelier

### Optionals

#### Remote Control Kit:


- Driver board;
- Remote control.

Available only for DRYLIGHT LED RGBW version.



#### LIGHT SPECIFICATIONS

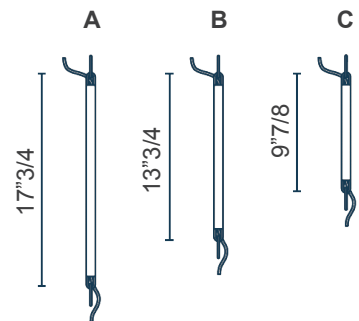
Single diode LED RED	50 lm
Single diode LED GREEN	90 lm
Single diode LED BLUE	30 lm
Single diode LED WHITE	100 lm
Composite white light	160 lm



#### Hanging Rod:

1 x 17"3/4 rod is already assembled in the standard suspension.  
Maximum extension: 35"3/8 in addition to the standard.

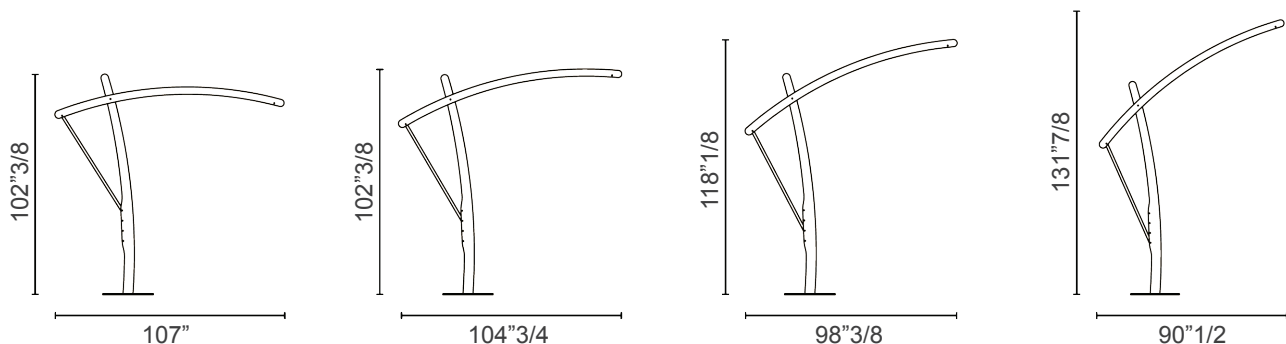
Dimensions: A) 17"3/4  
B) 13"3/4  
C) 9"7/8



#### DRYLIGHT Floor Support:

Zin-coated and painted metal structure with adjustable height.  
Base geared for fixing to the ground.  
Base 51"1/8W x 51"1/8D with cross brackets for square concrete slabs.  
It is suggested to fix 4 square slabs 23"5/8W x 23"5/8D, of 73 pounds each.

Positions:



(For more specifications, please refer to "Finishes & Materials")