

DRYLIGHT®

IP65 Outdoor Floor Lamp - TL6



Description

Luxury Italian outdoor lighting, inspired by Venetian Tradition. DRYLIGHT® technology with IP65 protection level: Complete safety in any weather conditions.


DRYLIGHT® resolves three problems:


- Protection against water and dust, corrosion resistant;
- Resistance to stress, wind and other impacts;
- Lightness, modularity and easy installation.

Thanks to this technology, it is now possible to fit any outdoor environment with Venetian style chandeliers, with the same safety as a regular outdoor light.


DRYLIGHT® IP65 Outdoor Floor Lamp

EXTREME VERSION:
polycarbonate
pendants and prisms







LINE DRYLIGHT IP65
TOTAL PROTECTION AGAINST
WATER



**WHITE LED LIGHTING
OR RGBW LED LIGHTING**
POSSIBILITY TO RECREATE
COUNTLESS SCENARIO THANKS
TO RGBW TECHNOLOGY



**COMPATIBLE WITH
DMX PROTOCOLS**
SUITABLE FOR THE
MOST ADVANCED HOME
AUTOMATION SYSTEMS



**EASY INSTALLATION
AND LOW MAINTENANCE**
LIGHTWEIGHT AND READY-FOR-
USE ARTICLES, NO ASSEMBLY
REQUIRED

High-end outdoor floor lamp with 6 arms. Pendants in methacrylate (DRYLIGHT EXTREME). Optional remote control kit (only for RGBW version). Made in Italy.

Two lighting versions are available:

- DRYLIGHT LED W: 6 x LED 18W tot, 960 lm (single diode: 160 lm - 3000K)
- DRYLIGHT LED RGBW: 6 x LED 24W tot, 960 lm

Device Control for DRYLIGHT LED W: Only through existing cable connections.

- Dimmable PUSH;
- Dimmable 1-10.

Device Control for DRYLIGHT LED RGBW: - DMX protocol control kit;

- Smart Light App (available for Android and iOS);
- Remote control kit (when installed, any other control system is disabled).

Finishes and materials

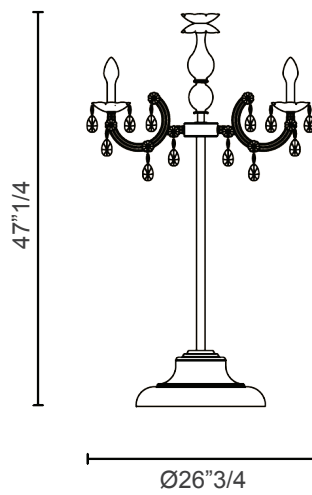
Pendants: Methacrylate.

(For more specifications, please refer to "Finishes & Materials")

DRYLIGHT® IP65 Outdoor Floor Lamp

Dimensions

Ø26"3/4 x 47"1/4H




Optionals

Remote Control Kit:

- Driver board;
- Remote control.

Available only for DRYLIGHT LED RGBW version.



LIGHT SPECIFICATIONS

Single diode LED RED	50 lm
Single diode LED GREEN	90 lm
Single diode LED BLUE	30 lm
Single diode LED WHITE	100 lm
Composite white light	160 lm

(For more specifications, please refer to "Finishes & Materials")