


Infinity Round Table

Design: S. Bigi



Description

Table with base in solid canaletta walnut or ash fixed on a metal ring and tempered glass top (1/2" thick). Top can also be in wood (matching the base), rock and marble.

Dimensions

Ø47"1/4 x 29"1/2H

Ø51"1/8 x 29"1/2H

Ø55"1/8 x 29"1/2H

Ø59" x 29"1/2H

Ø63" x 29"1/2H

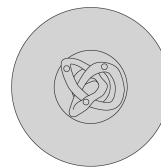
Height with wood/rock top is 30"

In Marble top just: Ø47"1/4 - Ø51"1/8 - 55"1/8

Ø47"1/4 - Ø51"1/8 - 55"1/8 - 59" - 63"

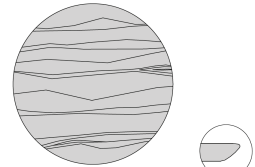
Ø47"1/4 - Ø51"1/8 - 55"1/8 - 59" - 63"

Glass - Marble



29"1/2

Wood - Rock



30"

Ø25"5/8

Finishes and materials

Wood: Canaletta Walnut, Canaletta Walnut Moka Stained, Canaletta Walnut Wengé Stained, Matt Lacquered closed pore, Natural Ash, Ash Moka Stained, Ash Canaletta Walnut Stained, Ash Wenge Stained, Matt Lacquered open pore.

Glass: Clear, Smoked, Frosted Backcoated Black, Extra-light Frosted Backcoated Color White or Granata. **Marble:** Brown Emperador Dark, Grey Carnico, Black Sahara Noir, White Calacatta Gold, Dover White, Imperial Rome, Lapponia Green.

Rock: Calacatta Matt, Emperador Matt, Oxide Matt Black

Metal: Chrome plated, Grey Pewter, Black Chromed, Brushed Brass, Brushed Matt Black.

(For more specifications, please refer to "Finishes & Materials")