

Cuff

Design: Mauro Lipparini



Description

Double bed with frame in wood and wood chipboard. The bed has a central bar and supports that can be adjusted in height for the bed base, these supports allow the height of the bed base and mattress to be varied by: Cuff 2"3/8 | Cuff hi 2"3/8 | Cuff plus 7"5/8 | Cuff hi plus 7"5/8.

The headboard is padded in shaped variable density polyurethane foam; lining in bonded velveteen - polyester fibre and the bed base is padded in shaped polyurethane foam, lining in bonded velveteen - polyester fibre. Removable cover. Frogs and insert available only in Leather Capri. Dry cleaning only for fabric cover with leather inserts. Made in Italy.

Note: Bed base with slats included. Mattress not included.

Frame: Wood.

Feet: Cuff / Cuff Hi: Metal / Plus metal (shaped profile in mat painted die-cast metal, with tip in plastic material).
Cuff Plus / Cuff Hi Plus / Cuff Open / Cuff Hi Open: Matt painted wood (square).

Upholstered: Fabric or leather.

Cuff

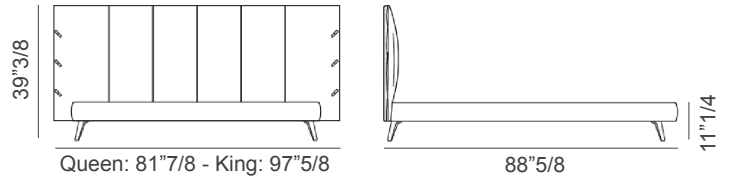
Dimensions

Queen size: To fit American QUEEN size Mattress 60" x 80" | **King size:** To fit American KING size Mattress 76"3/4 x 80"

Cuff

Queen size: 81"7/8W x 88"5/8D x 39"3/8H

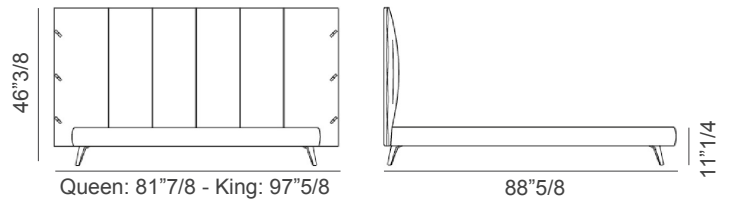
King size: 97"5/8W x 88"5/8D x 39"3/8H



Cuff Hi

Queen size: 81"7/8W x 88"5/8D x 46"3/8H

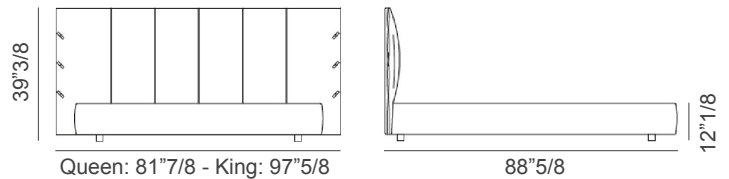
King size: 97"5/8W x 88"5/8D x 46"3/8H



Cuff Plus

Queen size: 81"7/8W x 88"5/8D x 39"3/8H

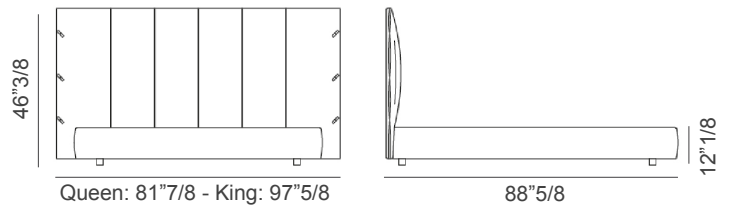
King size: 97"5/8W x 88"5/8D x 39"3/8H



Cuff Hi Plus

Queen size: 81"7/8W x 88"5/8D x 46"3/8H

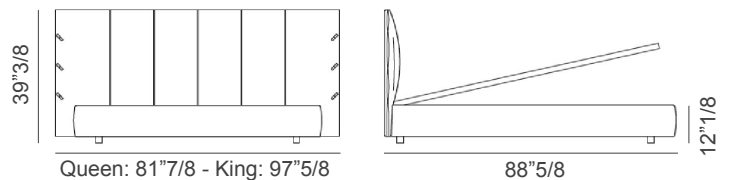
King size: 97"5/8W x 88"5/8D x 46"3/8H



Cuff Open

Queen size: 81"7/8W x 88"5/8D x 39"3/8H

King size: 97"5/8W x 88"5/8D x 39"3/8H



Cuff Hi Open

Queen size: 81"7/8W x 88"5/8D x 46"3/8H

King size: 97"5/8W x 88"5/8D x 46"3/8H

