

# Blade

*Design: Matteo Nunziati*



## *Description*

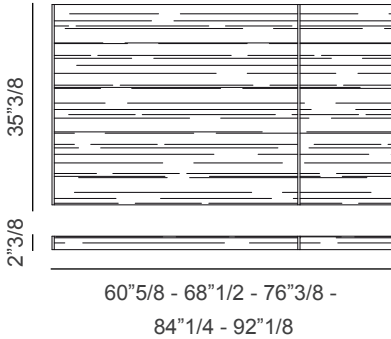
The luxury Italian designer Blade Desk with a return cabinet comprises various options of materials and layouts to create truly personal setups and a dynamic workspace. Saddle leather (cat. CF, CV or CS) is used throughout as an elegant detail. The structure can be in wood or in melamine wood. The perfect Contemporary Italian collection to add to any professional office. Made in Italy..

## *Finishes and materials*

**Structure:** Wood or Melamine wood.

**Details:** Saddle Leather, cat. CF, CV, CS.

## Desk Tops for 1 Leg & 1 Right or Left Return Cabinet:



For Blade Desk (size A): 60" <sup>5</sup>/<sub>8</sub>W x 35" <sup>3</sup>/<sub>8</sub>D x 29" <sup>1</sup>/<sub>8</sub>H + Protruding Return Cabinet

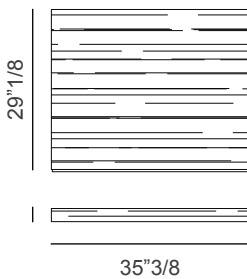
For Blade Desk (size B): 68" <sup>1</sup>/<sub>2</sub>W x 35" <sup>3</sup>/<sub>8</sub>D x 29" <sup>1</sup>/<sub>8</sub>H + Protruding Return Cabinet

For Blade Desk (size C): 76" <sup>3</sup>/<sub>8</sub>W x 35" <sup>3</sup>/<sub>8</sub>D x 29" <sup>1</sup>/<sub>8</sub>H + Protruding Return Cabinet

For Blade Desk (size D): 84" <sup>1</sup>/<sub>4</sub>W x 35" <sup>3</sup>/<sub>8</sub>D x 29" <sup>1</sup>/<sub>8</sub>H + Protruding Return Cabinet

For Blade Desk (size E): 92" <sup>1</sup>/<sub>8</sub>W x 35" <sup>3</sup>/<sub>8</sub>D x 29" <sup>1</sup>/<sub>8</sub>H + Protruding Return Cabinet

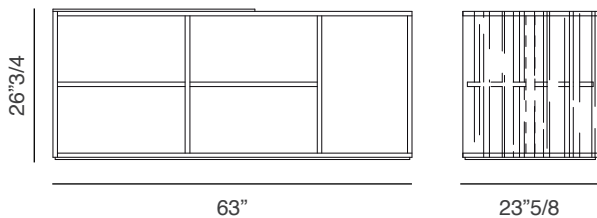
## Leg:



Blade Leg: 2" <sup>3</sup>/<sub>8</sub>W x 35" <sup>3</sup>/<sub>8</sub>D x 29" <sup>1</sup>/<sub>8</sub>H

For desk top,

## Return Cabinet:




Blade Return Cabinet: 63"W x 23" <sup>5</sup>/<sub>8</sub>D x 26" <sup>3</sup>/<sub>4</sub>H

R/L two-faced return cabinet.

## Drawers for Return Cabinet:

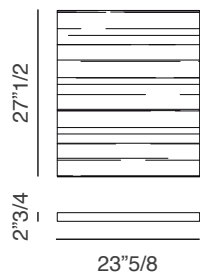


Blade 3 Drawers for Return Cabinet: 16"1/8W x 24"H  
3 drawers for the internal side.



Blade 1 Drawer + 1 File Drawer for Return Cabinet: 16"1/8W x 24"H  
1 drawer + 1 file drawer for the internal side.

## Top for Protruding part of the Return Cabinet:



Blade Top for Return Cabinet: 23"5/8W x 27"1/2D x 2"3/4H