

## 28 Stem



### **Description**

Floor lamp with structure in a black or brass finish with a 13<sup>3</sup>/<sub>4</sub> diameter base. Made with glass lamp holder cavities. Pendants comes in clear or colored glass.

The lamp is created as a result from a complex glass blowing technique whereby air pressure is intermittently introduced into and then removed from a glass matrix which is intermittently heated and then rapidly cooled. The result is a distorted spherical shape with a composed collection of imploded inner shapes, one of which acts as a shade for the light source. LED lamps and power cord are included. Dimmable with build-in dial control.

Please note: The brass used in our Stem Series is untreated and, as such, will develop a natural patina over time. To avoid any marking or tarnish on the brass during handling and installation, please use the gloves provided in your shipment.

## 28 Stem

### Dimensions

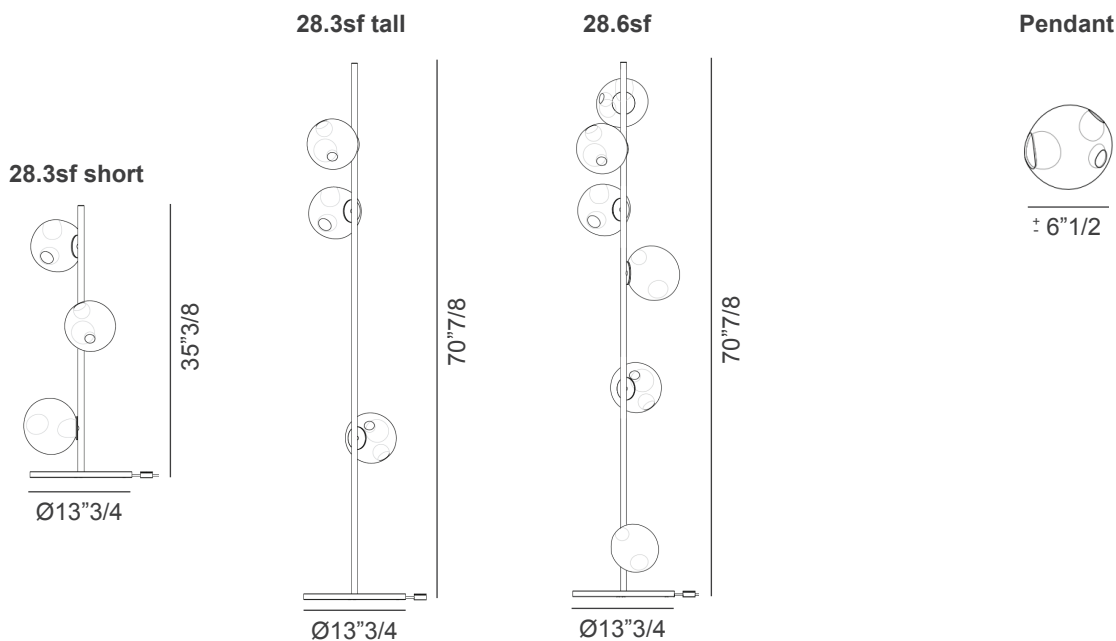
28.3sf short) 35"3/8H with 3 pendants.

28.3sf tall) 70"7/8H with 3 pendants.

28.6sf) 106"1/4H with 6 pendants.

Base: Ø13"3/4

Pendant: 6"1/2 aprox.



### Specifications

**Glass Color:** Clear, colour pendants.

**Lamp:** 1W LED, 2700K, 100lm.

**Plug Type:** Type A - 110V

**Cable Length:** 90"1/8.

**Finishes:** Brass or black powder coated stem.

**Materials:** Blown glass, brass stem, electrical components

**Power Supply:** Integral, dial control with build-in dimmer.

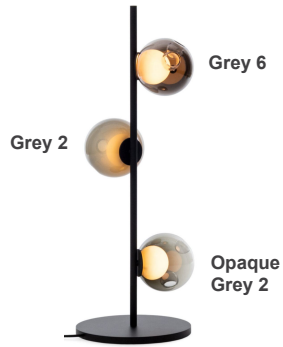
**Environment:** Indoor, dry location. IP20.



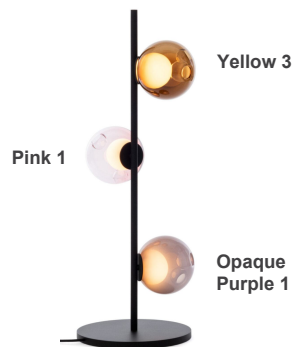
## 28 Stem

### 28.3sf-short Compositions

#### Stem Floor-3A




#### Stem Floor-3B




### 28.3sf-tall Compositions

#### Stem Floor-T-3A

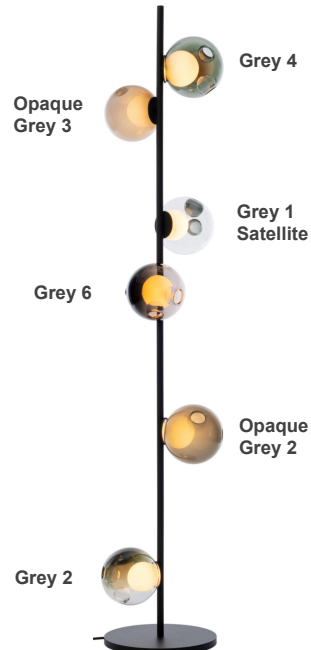


#### Stem Floor-T-3B



### 28.6sf Compositions

#### Stem Floor-6A



#### Stem Floor-6B

