

Cubo

Design: m_p studio



Description

Suspension lamp with metal frame in shiny chrome finishing with transparent or colored crystal pendants. Available crystals: Italian transparent glass drops (half cut glass), Transparent crystal drops (cut crystal). UL Approved.
Made in Italy.



Finishes and materials

Frame: Shiny chrome finish.

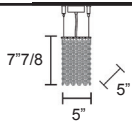
Pendants: Transparent or colored crystals: Italian transparent glass drops (half cut glass), Transparent crystal drops (cut crystal)

Cubo

Modules & Dimensions

Square/Small 20

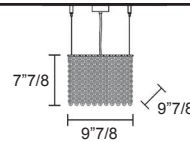
Ceiling ■ SQUARE



5"W x 5"D x 7"7/8H
 Total height is 7"7/8 + Tensors
 Light source: 1×E12×40 W

Square/Medium 20

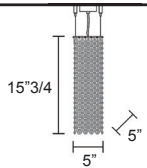
Ceiling ■ SQUARE



9"7/8W x 9"7/8D x 7"7/8H
 Total height is 7"7/8 + Tensors
 Light source: 4×E12×40 W

Square/Small 40

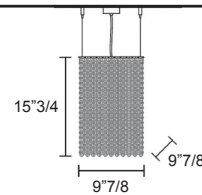
Ceiling ■ SQUARE



5"W x 5"D x 15"3/4H
 Total height is 15"3/4 + Tensors
 Light source: 1×E12×40 W

Square/Medium 40

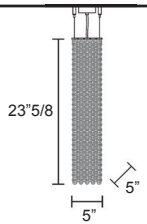
Ceiling ■ SQUARE



9"7/8W x 9"7/8D x 15"3/4H
 Total height is 15"3/4 + Tensors
 Light source: 7×E12×40 W

Square/Small 60

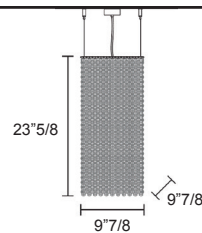
Ceiling ■ SQUARE



5"W x 5"D x 23"5/8H
 Total height is 23"5/8 + Tensors
 Light source: 3×E12×40 W

Square/Medium 60

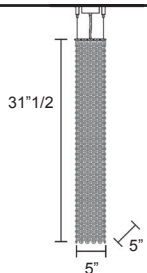
Ceiling ■ SQUARE



9"7/8W x 9"7/8D x 23"5/8H
 Total height is 23"5/8 + Tensors
 Light source: 8×E12×40 W

Square/Small 80

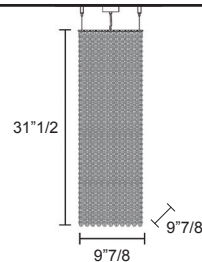
Ceiling ■ SQUARE



5"W x 5"D x 31"1/2H
 Total height is 31"1/2 + Tensors
 Light source: 3×E12×40 W

Square/Medium 80

Ceiling ■ SQUARE



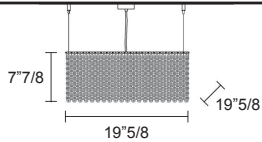
9"7/8W x 9"7/8D x 31"1/2H
 Total height is 31"1/2 + Tensors
 Light source: 10×E12×40 W

(For more specifications, please refer to "Finishes & Materials")

Cubo

Square/Large 20

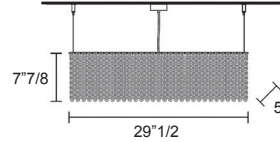
Ceiling ■ SQUARE



19"5/8W x 19"5/8D x 7"7/8H
Total height is 7"7/8 + Tensors
Light source: 12×E12×40 W

Long/D

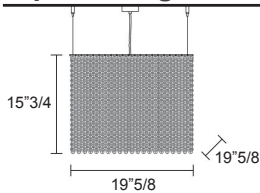
Ceiling ■ RECTANGULAR



29"1/2W x 5"D x 7"7/8H
Total height is 7"7/8 + Tensors
Light source: 6×E12×40 W

Square/Large 40

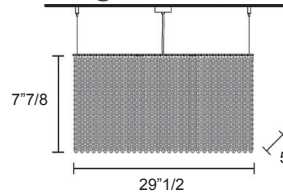
Ceiling ■ SQUARE



19"5/8W x 19"5/8D x 15"3/4H
Total height is 15"3/4 + Tensors
Light source: 12×E12×40 W

Long/E

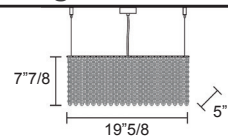
Ceiling ■ RECTANGULAR



29"1/2W x 5"D x 15"3/4H
Total height is 15"3/4 + Tensors
Light source: 11×E12×40 W

Long/A

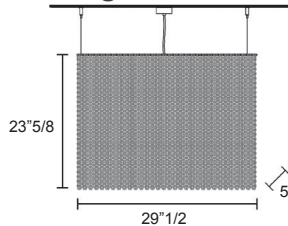
Ceiling ■ RECTANGULAR



19"5/8W x 5"D x 7"7/8H
Total height is 7"7/8 + Tensors
Light source: 4×E12×40 W

Long/F

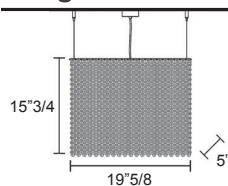
Ceiling ■ RECTANGULAR



29"1/2W x 5"D x 23"5/8H
Total height is 23"5/8 + Tensors
Light source: 13×E12×40 W

Long/B

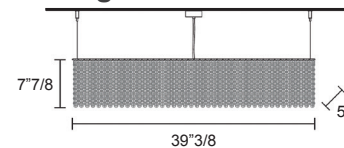
Ceiling ■ RECTANGULAR



19"5/8W x 5"D x 15"3/4H
Total height is 15"3/4 + Tensors
Light source: 7×E12×40 W

Long/G

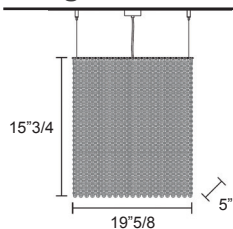
Ceiling ■ RECTANGULAR



39"3/8W x 5"D x 7"7/8H
Total height is 7"7/8 + Tensors
Light source: 6×E12×40 W

Long/C

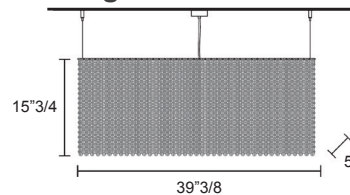
Ceiling ■ RECTANGULAR



19"5/8W x 5"D x 23"5/8H
Total height is 23"5/8 + Tensors
Light source: 8×E12×40 W

Long/H

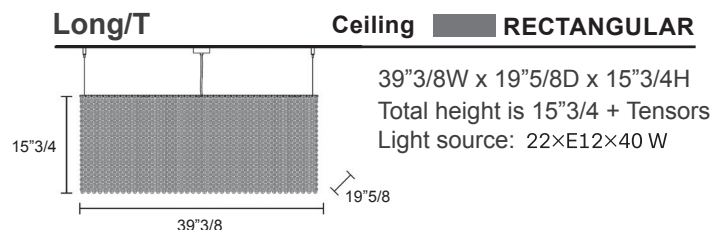
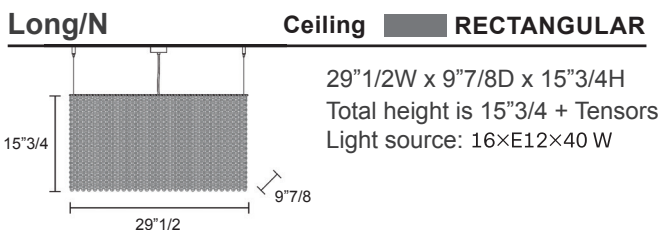
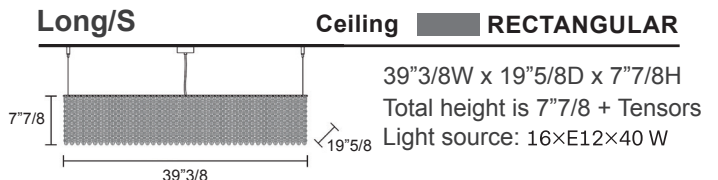
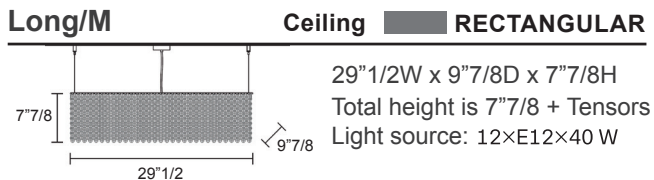
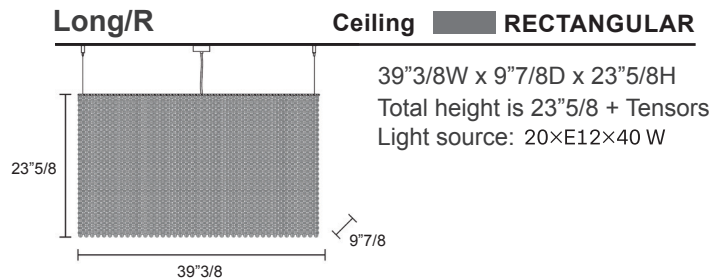
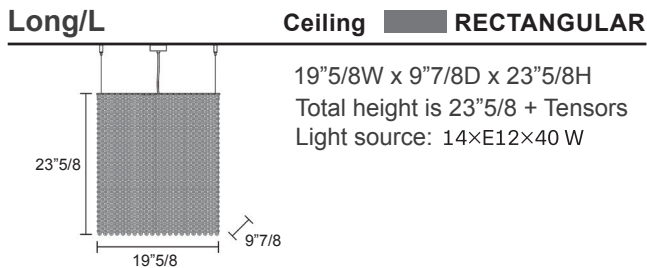
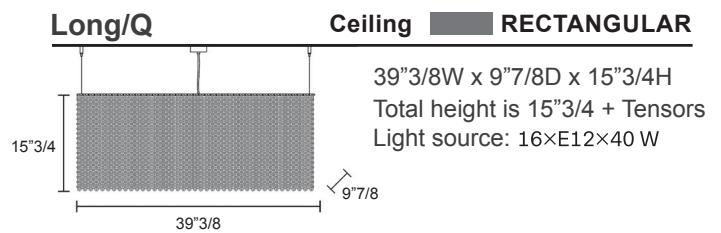
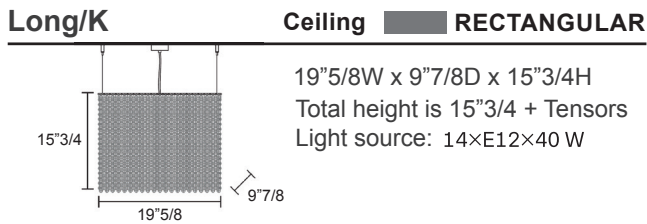
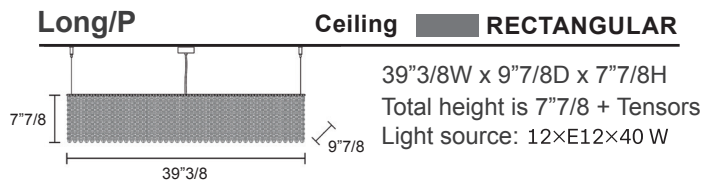
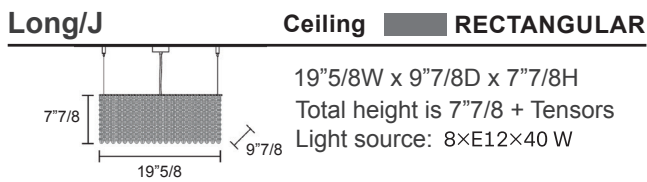
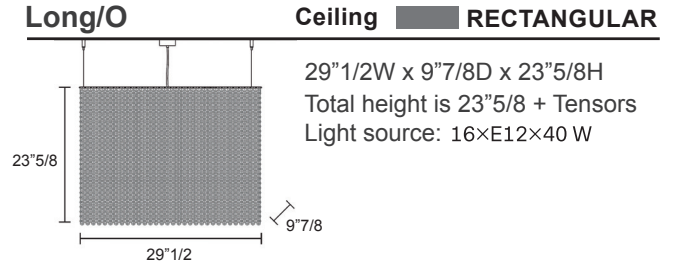
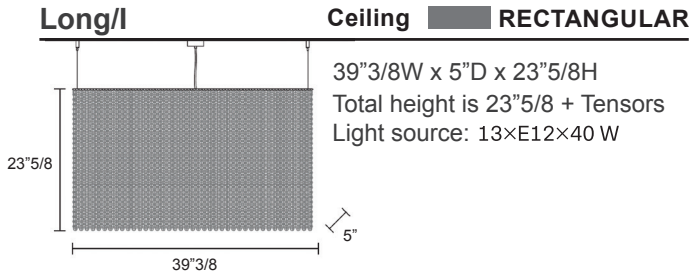
Ceiling ■ RECTANGULAR



39"3/8W x 5"D x 15"3/4H
Total height is 15"3/4 + Tensors
Light source: 11×E12×40 W


(For more specifications, please refer to "Finishes & Materials")

Cubo

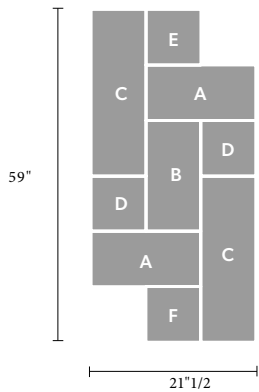


(For more specifications, please refer to "Finishes & Materials")

Cubo



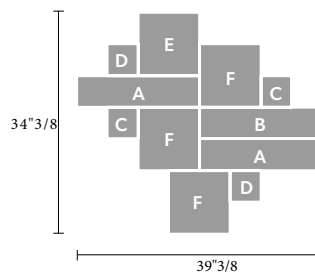
Cubo A
29"1/2W x 59"D x 23"5/8H




- A** 2 x Cubo/S/Long/J
- B** 1 x Cubo/S/Long/L
- C** 2 x Cubo/S/Long/M
- D** 2 x Cubo/S/Square/Medium/20
- E** 1 x Cubo/S/Square/Medium/40
- F** 1 x Cubo/S/Square/Medium/60



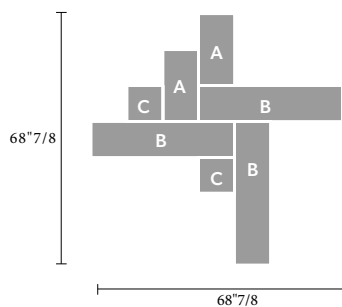
Cubo B
39"3/8W x 34"3/8D x 31"1/2H



- A** 2 x Cubo S/Long/A
- B** 1 x Cubo S/Long/B
- C** 2 x Cubo S/Square/Small/40
- D** 2 x Cubo S/Square/Small/60
- E** 1 x Cubo S/Square/Medium/20
- F** 3 x Cubo S/Square/Medium/40



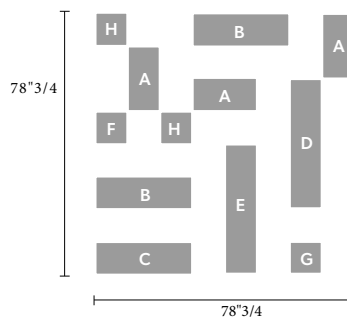
Cubo C
68"7/8W x 68"7/8D x 39"3/8H



- A** 2 x Cubo/S/Long/L
- B** 3 x Cubo/S/Long/P
- C** 2 x Cubo/S/Square/Medium/80




Cubo D
78"3/4W x 78"3/4D x 88"5/8H

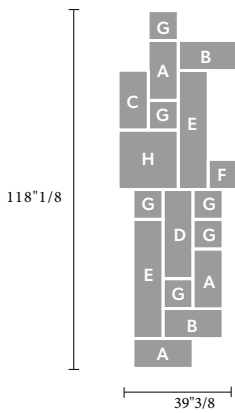


- A** 3 x Cubo S/Long/K
- B** 2 x Cubo S/Long/N
- C** 1 x Cubo S/Long/O
- D** 1 x Cubo S/Long/Q
- E** 1 x Cubo S/Long/R
- F** 1 x Cubo S/Square/Medium/40
- G** 1 x Cubo S/Square/Medium/60
- H** 2 x Cubo S/Square/Medium/80

Cubo



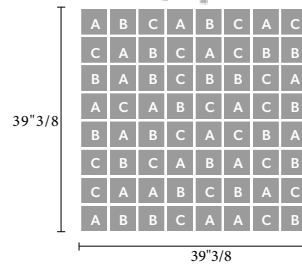
Cubo E
39"3/8W x 118"1/8D x 47"1/4H




- A** 3 x Cubo/S/Long/J
- B** 2 x Cubo/S/Long/K
- C** 1 x Cubo/S/Long/L
- D** 1 x Cubo/S/Long/O
- E** 2 x Cubo/S/Long/Q
- F** 1 x Cubo/S/Square/Medium/40
- G** 6 x Cubo/S/Square/Medium/80
- H** 1 x Cubo/S/Square/Large/40



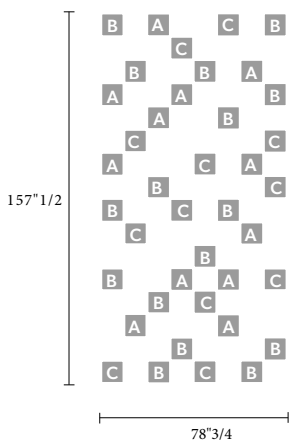
Cubo F
39"3/8W x 39"3/8D x 236"1/4H



- A** 21 X Cubo S/Square/Small/20
- B** 22 X Cubo S/Square/Small/40
- C** 21 X Cubo S/Square/Small/60



Cubo H
78"3/4W x 157"1/2W x 55"1/8H



- A** 12 X Cubo S/Square/Medium/40
- B** 16 X Cubo S/Square/Medium/60
- C** 12 X Cubo S/Square/Medium/80