

DRYLIGHT® IP65 Outdoor Chandelier



Description

Luxury Italian outdoor lighting, inspired by Venetian Tradition. DRYLIGHT® technology with IP65 protection level: Complete safety in any weather conditions.

DRYLIGHT® resolves three problems:

- Protection against water and dust, corrosion resistant;
- Resistance to stress, wind and other impacts;
- Lightness, modularity and easy installation.

Thanks to this technology, it is now possible to fit any outdoor environment with Venetian style chandeliers, with the same safety as a regular outdoor light.

High-end outdoor chandelier with 6, 12, 18 and 24 arms. Structure and pendants in methacrylate (DRYLIGHT EXTREME). Optional hanging rods for extra length, remote control kit or floor support.

Two lighting versions are available:

- DRYLIGHT LED W:
3000K, 18 W tot, 960 lm
- DRYLIGHT LED RGBW:
24W tot, 960 lm tot

DRYLIGHT® IP65 Outdoor Chandelier



- 

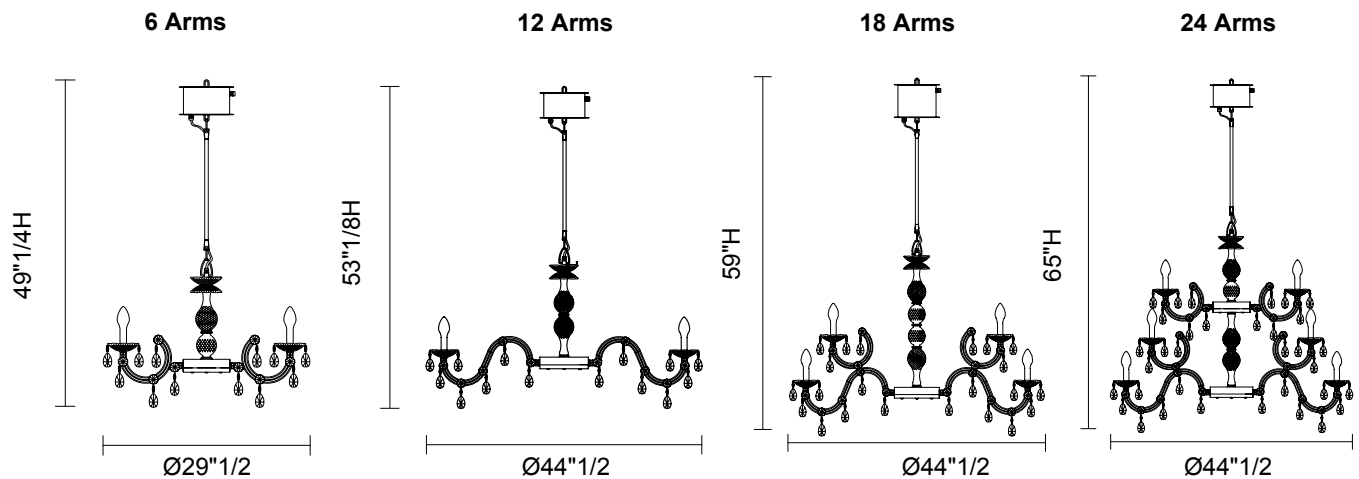
LINE DRYLIGHT IP65
TOTAL PROTECTION AGAINST WATER
- 

WHITE LED LIGHTING OR RGBW LED LIGHTING
POSSIBILITY TO RECREATE COUNTLESS SCENARIO THANKS TO RGBW TECHNOLOGY
- 

COMPATIBLE WITH DMX PROTOCOLS
SUITABLE FOR THE MOST ADVANCED HOME AUTOMATION SYSTEMS
- 

EASY INSTALLATION AND LOW MAINTENANCE
LIGHTWEIGHT AND READY-FOR-USE ARTICLES, NO ASSEMBLY REQUIRED

Dimensions Includes rod 17"3/4H Canopy: Ø7"7/8 x 4"H



Finishes and materials

Structure & Pendants: Methacrylate.

(For more specifications, please refer to "Finishes & Materials")


DRYLIGHT® IP65 Outdoor Chandelier

Optionals

Remote Control Kit:

- Driver board;
- Remote control.

Available only for DRYLIGHT LED RGBW version.



R

G

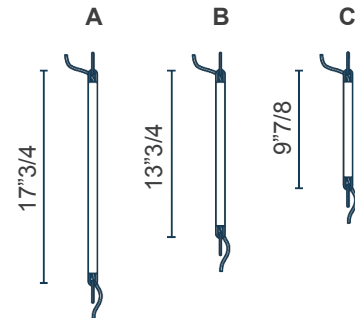
B

W

Hanging Rod:

1 x 17"3/4 rod is already assembled in the standard suspension.
Maximum extension: 35"3/8 in addition to the standard.

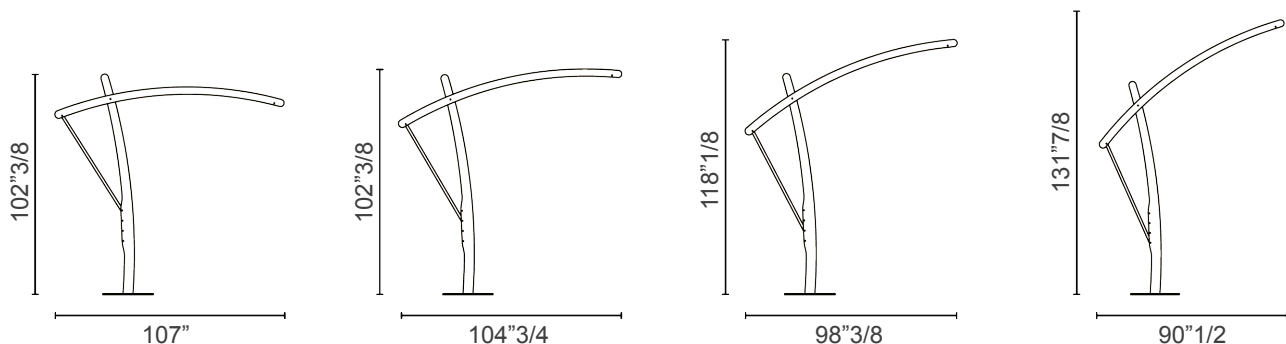
Dimensions: A) 17"3/4
B) 13"3/4
C) 9"7/8



DRYLIGHT Floor Support:

Zin-coated and painted metal structure with adjustable height.
Base geared for fixing to the ground.
Base 51"1/8W x 51"1/8D with cross brackets for square concrete slabs.
It is suggested to fix 4 square slabs 23"5/8W x 23"5/8D, of 73 pounds each.

Positions:



(For more specifications, please refer to "Finishes & Materials")