

Tense

Design: Piergiorgio & Michele Cazzaniga



Description

A conference table with a monochromatic finish. The important technological innovation it incorporates, combined with the tensioning capacity of the components, makes it possible to build tabletops in large sizes

The tables are equipped with 1 or 2 top-access and under top cable tray. The metal cable trays are telescopic to host various wiring systems, such multi-scocket boxes, etc. wiring systems and electrical parts are not included. The steel cable spring (optional) can be inserted in the cable holes of the cable tray to lead the cables to the floor. The top-access is made of aluminum in three versions and are finished in matt white lacquer with tables in matt white and in matt black lacquer for the rest of the options.

Made in Italy.

Finishes & Materials

Top: Solid Surface / Matt Fenix / Wood / Reconstructed Stone.

* For more specifications, please refer to the “Finishes & Materials” PDF

Tense

Dimensions (Height: 28"3/4 or 35"3/8)

With one or two lateral top-access

70"7/8W x 35"3/8D
 78"3/4W x 35"3/8D
 86"5/8W x 35"3/8D
 78"3/4W x 39"3/8D
 86"5/8W x 39"3/8D

With one central top-access

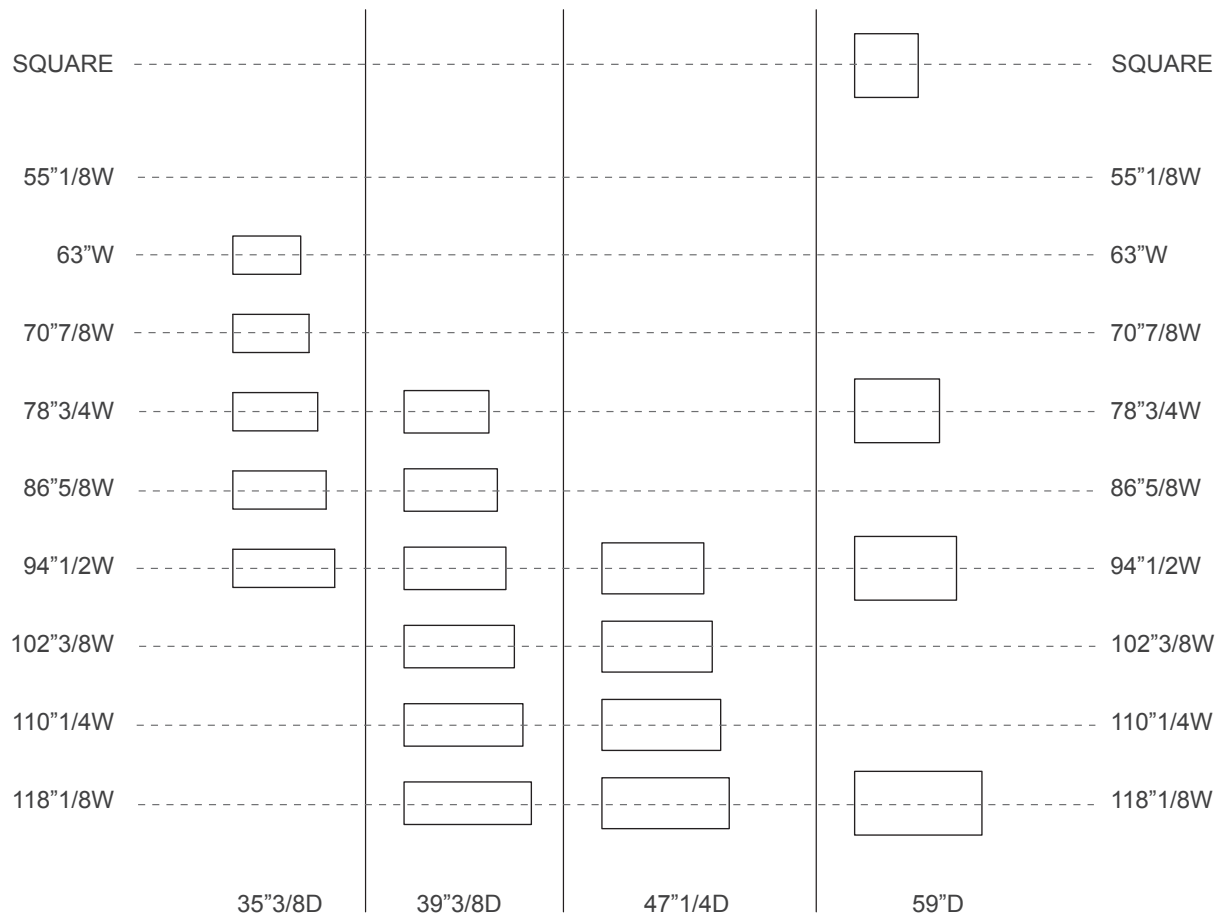
78"3/4W x 59"D
 94"1/2W x 59"D
 59"W x 59"D

With two front top-access

94"1/2W x 35"3/8D
 94"1/2W x 39"3/8D
 102"3/8W x 39"3/8D
 110"1/4W x 39"3/8D
 118"1/8W x 39"3/8D
 94"1/2W x 47"1/4D
 102"3/8W x 47"1/4D
 110"1/4W x 47"1/4D
 118"1/8W x 47"1/4D
 141"3/4W x 47"1/4D
 157"1/2W x 47"1/4D


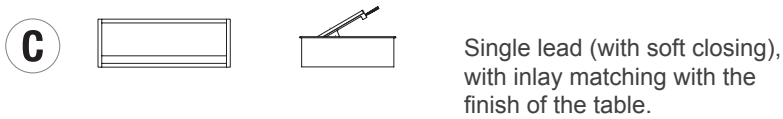
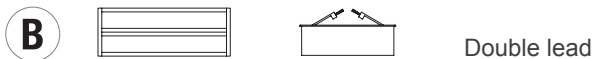
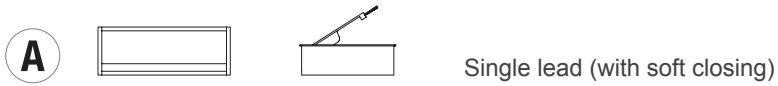
With two central top-access

94"1/2W x 47"1/4D
 102"3/8W x 47"1/4D
 110"1/4W x 47"1/4D
 118"1/8W x 47"1/4D
 141"3/4W x 47"1/4D
 157"1/2W x 47"1/4D
 118"1/8W x 59"D
 141"3/4W x 59"D
 157"1/2W x 59"D



Tense

TYPE OF TOP-ACCESS 13"3/4 W x 5H

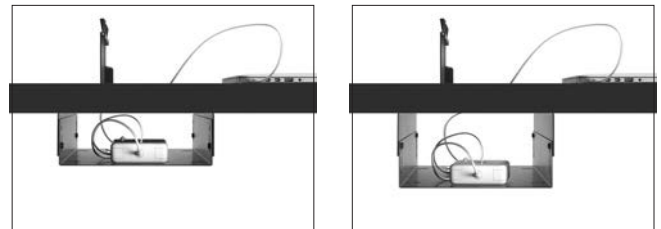
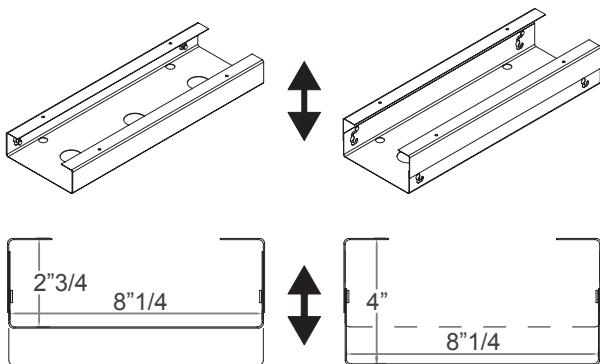


Black

Medium grey

NB: with the matt black or medium grey version, there might be a slight difference in the tone between top and frame due to the variety of materials used: extra matt for the top, and acrylic resin and rock minerals for the legs/edge.

TYPE OF METAL WIREWAY (TELESCOPIC)

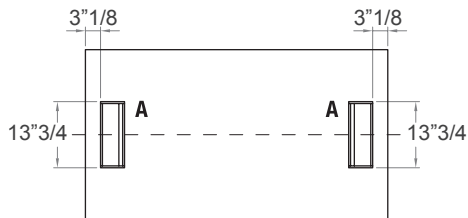


The metal cable trays are telescopic (2"3/4 / 4" H).

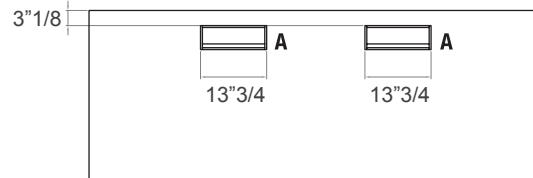
Tense

POSITION OF THE TOP-ACCESS

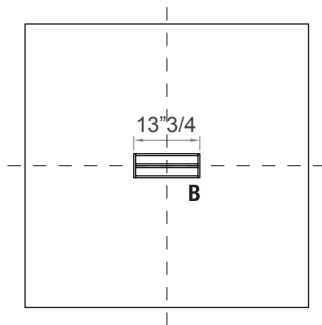
With one or two lateral top-access



With two front top-access



With one central top-access



With two central top-access

