

Styiletto Lounge

Design: Kris Van Puyvelde



Description

Sectional with base and tapered legs in coated aluminum. Easily install and fix the padded and upholstered backrests or armrests where you want them, transforming a bench into a lounger or a sofa. The various elements available offer countless possibilities. Complete with the coffee and side tables of the collection with tops ceramic or teak wood. Seat and backrest cushions feature covers in fabrics as per collection. Decorative cushions available on demand.

Finishes & Materials

Base: Coated aluminum.

Covers: Fabric.

Table's top: Ceramic or teak wood.

Styiletto Lounge

Suggested compositions

Composition A:
85"W x 85"D x 33"1/2H



Composition B:
117"3/4W x 145"D x 33"1/2H



Styiletto Lounge

Composition C:

113"3/8W x 85"D x 33"1/2H



Composition D:

85"W x 85"D(+ space between items) x 33"1/2H



Styletto Lounge

Composition E:

85"W(+ space between items) x 85"D x 27"1/2H



Composition F:

141"3/4W x 113"3/8D x 33"1/2H



Styler Lounge

Elements

Backrest / armrest panel: 25"5/8W x 14"3/4H

One seater: 28"3/8W x 28"3/8D x 15"3/4H

Two seater: 56"5/8W x 28"3/8D x 15"3/4H


Three seater: 85"W x 28"3/8D x 15"3/4H

Lounger: 85"W x 28"3/8D x 15"3/4H


Side table: 28"3/8W x 28"3/8D x 11"H

Coffee table: 56"5/8W x 28"3/8D x 11"H


Side table



Coffee table



Decorative cushions:



Backrest /
armrest panel



One seater



Two seater



Three seater



Lounger

