

Skyline

Design: Carlo Colombo



Description

Modular sofa with structure in multi-layer and solid beech wood, with elastic straps. Seat in expanded flexible multi-density polyurethane and memory foam, flexible and thermo sensitive material. Armrests and backrests in high-density expanded polyurethane, covered with fibers. The padding is in goose feathers with inserts in expanded flexible multi-density polyurethane. Completely removable covers available in fabrics or leathers as per collection or customer's own material. Feet in matt beech wood.

The backrest is available in two versions:

- with goose-down backrest cushion with central insert in expanded multi-density polyurethane, covered in fabric or leather with leather piping;
- with a leather panel with reclining mechanism that supports the goose-down backrest cushion.

Made in Italy.

* For more specifications, please refer to the "Finishes & Materials" PDF

Skyline

Dimensions

A: 52"W x 41"3/8D x 38"1/2H

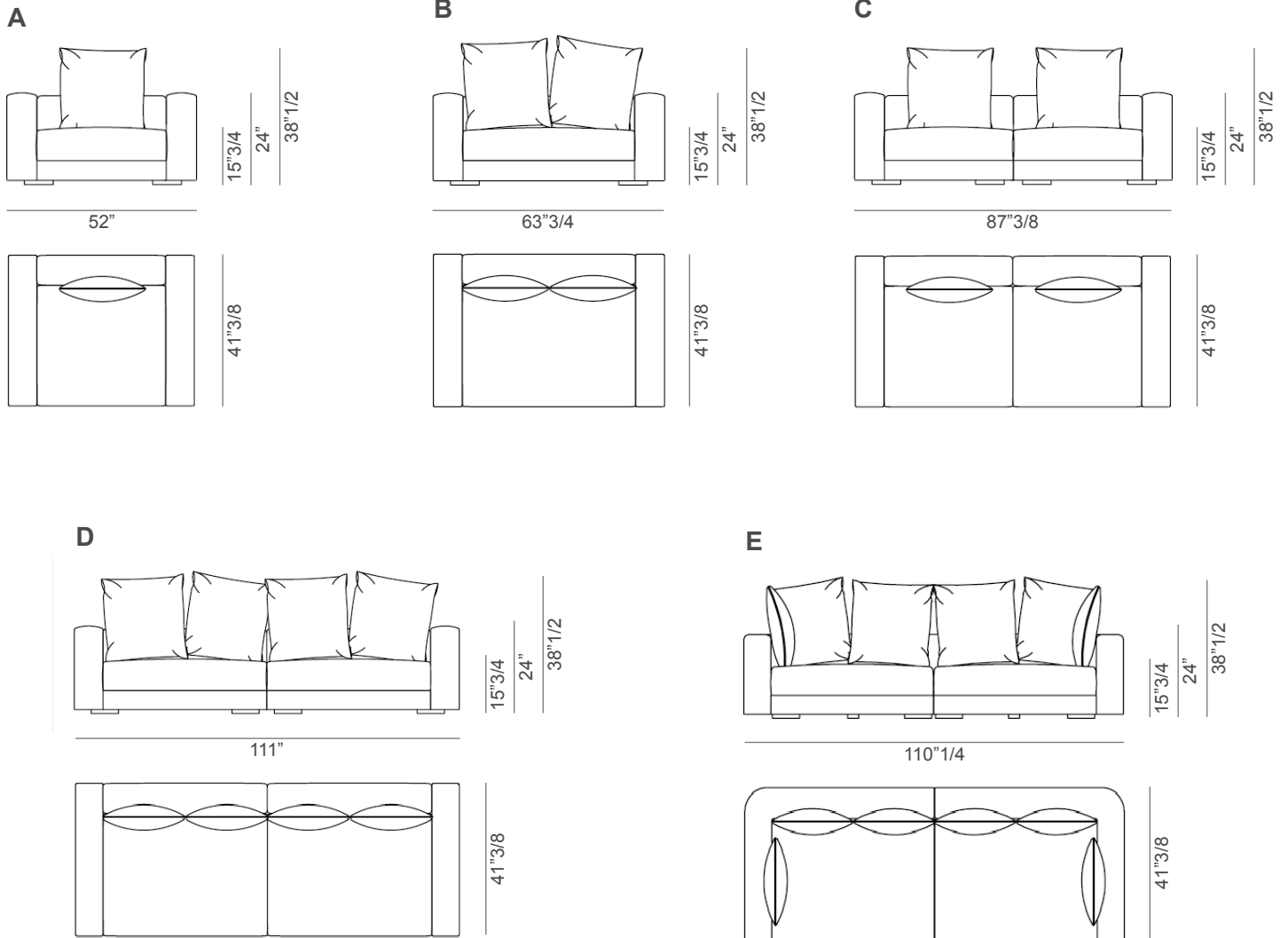
B: 63"3/4W x 41"3/8D x 38"1/2H

C: 87"3/8W x 41"3/8D x 38"1/2H

D: 111"W x 41"3/8D x 38"1/2H

E: 110"1/4W x 41"3/8D x 38"1/2H

Seat height: 15"3/4



* For more specifications, please refer to the "Finishes & Materials" PDF

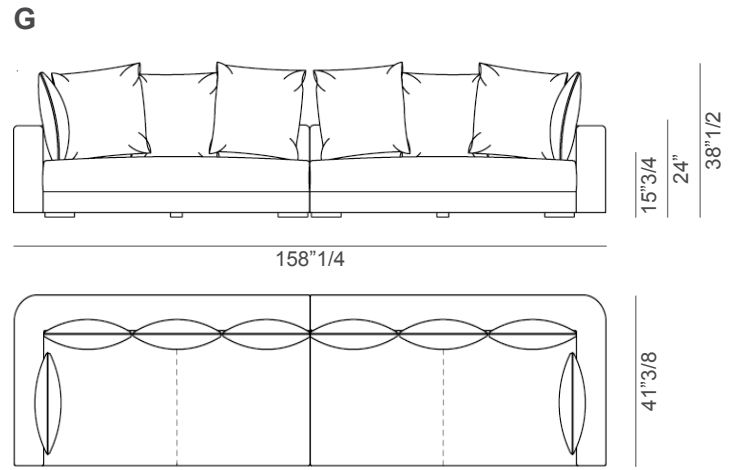
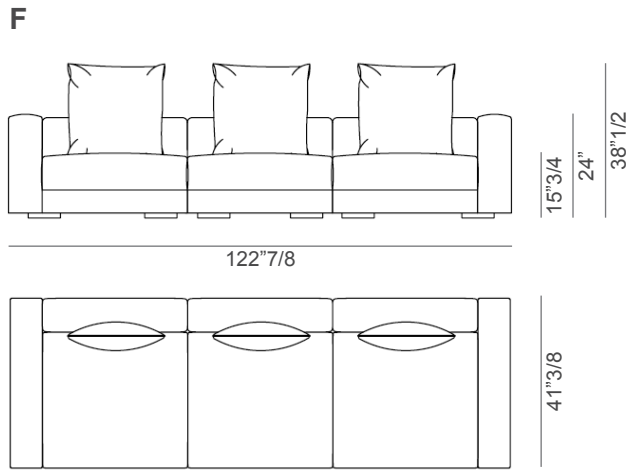
Skyline

Dimensions

F: 122"7/8W x 41"3/8D x 38"1/2H

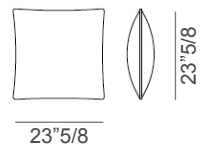
G: 158"1/4W x 41"3/8D x 38"1/2H

Seat height: 15"3/4

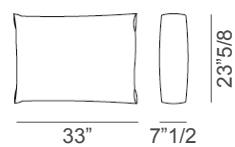


Backrest cushions:

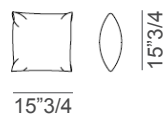
With piping



For reclinable versions



Decorative cushions:



Finishes & Materials

Armrests and backrests Cover: Fabrics or Leathers

Feet: Wood.

* For more specifications, please refer to the "Finishes & Materials" PDF