

Ellie

Design: Stefano Spessotto & Lorella Agnoletto



Description

Lounge chair with supporting structure in plywood and pinewood, with parts in E1 class agglomeration panels or cellulose agglomeration panels. Seat and backrest made of hard or cellulose wooden fiber panels. Padded seat cushion with removable covers in fabric, leather or eco-leather. Padded structure with removable covers in fabric or non removable covers in leather or eco-leather. Lacquered metal feet. Decorative cushion available on request. Made in Italy.



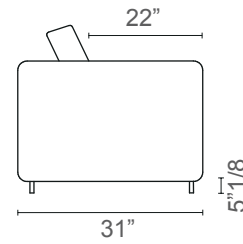
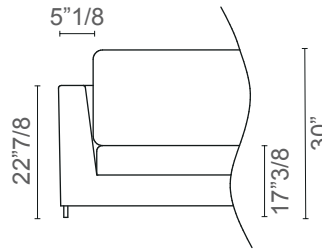

Ellie

Dimensions

31"1/2W x 31"D x 30"H

Seat height: 17"3/8

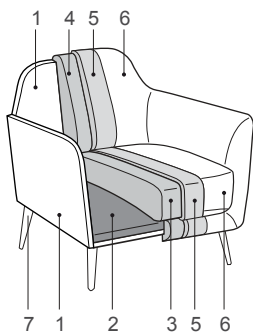
Armrest height: 22"7/8



Metal feet

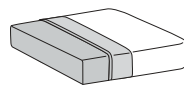


Internal composition:



- 1. Structure
- 2,3,4,5. Padding
- 6. Upholstery
- 7. Metal feet

Seat



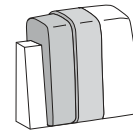
D.35kg/m³

+



Tecniform

Backrest



D.30kg/m³

+



Tecniform