

Monolith

Design: Daniele Lo Scalzo Moscheri



Description

Sectional with supporting structure in pinewood of various thicknesses. Remaining parts in E1 class particleboard panels, details in hardboard or cellulose wood-based panels. The seat and back are supported by propylene and latex elastic belts. Padded, with removable covers in fabric or non removable covers in eco-leather and leather. Wooden base. Made in Italy.



* For more specifications, please refer to the "Finishes & Materials" PDF

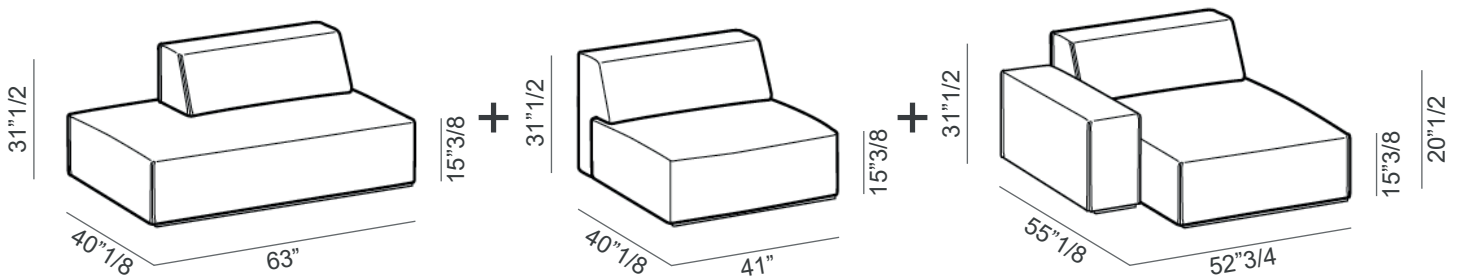
Monolith

Suggested compositions



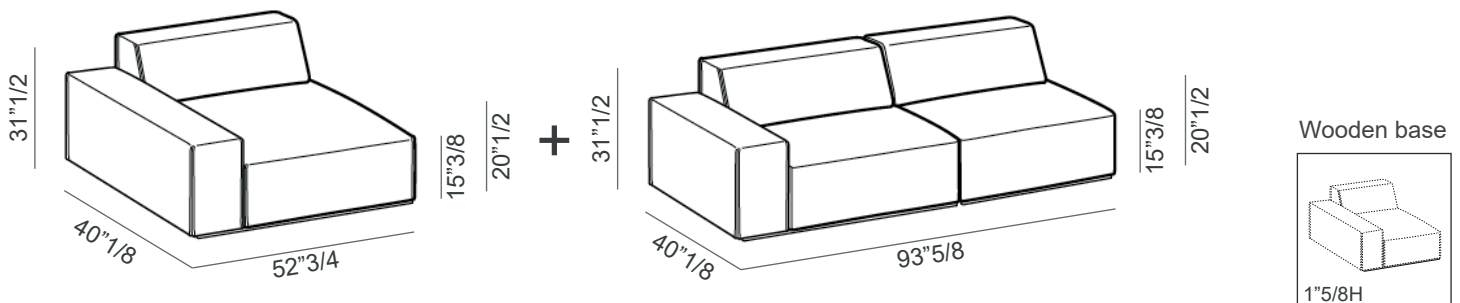
Composition 1

156"5/8W x 55"1/8D x 31"1/2H



Composition 2

146"3/8W x 55"7/8D x 31"1/2H



* For more specifications, please refer to the "Finishes & Materials" PDF

Monolith

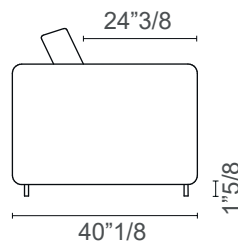
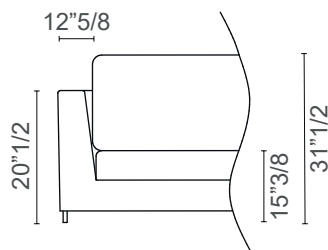
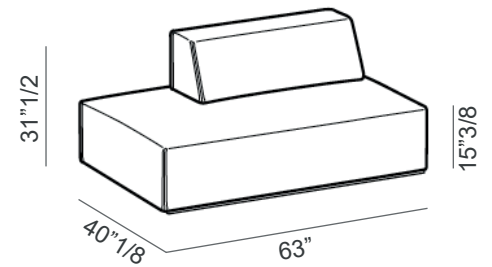
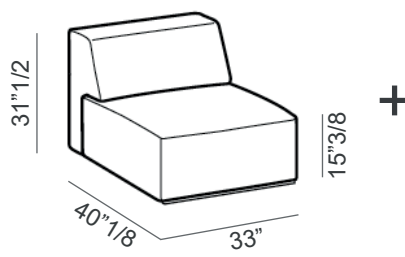
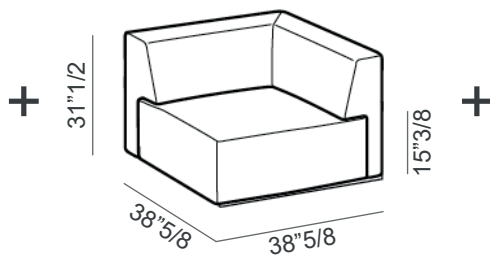
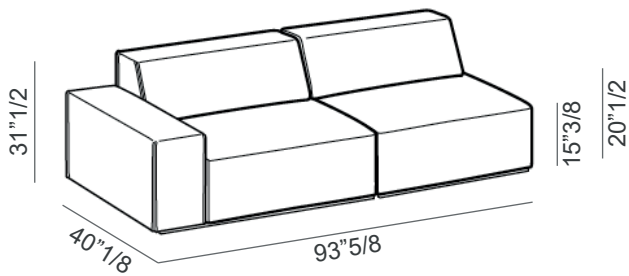
Suggested compositions

Composition 3

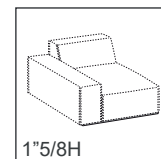
144"7/8W x 134"5/8D x 31"1/2H

Seat height: 15"3/8

Armrest height: 20"1/2



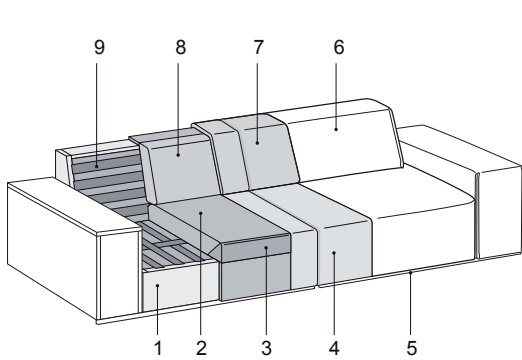
Wooden base



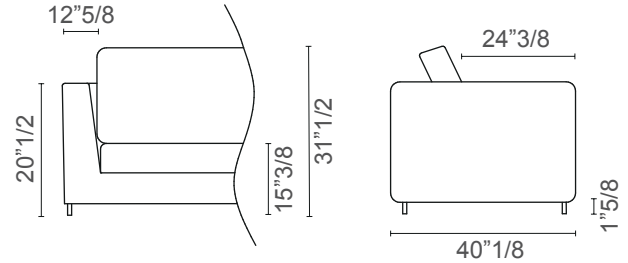
* For more specifications, please refer to the "Finishes & Materials" PDF

Monolith

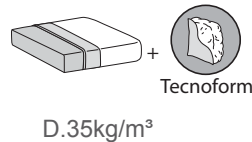
Internal composition



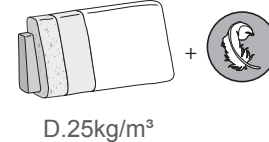
1. Wooden structure
- 2,3,4,7,8. Padding
5. Wooden base
6. Upholstery
9. Springing



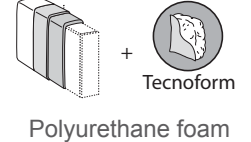
Seat



Backrest



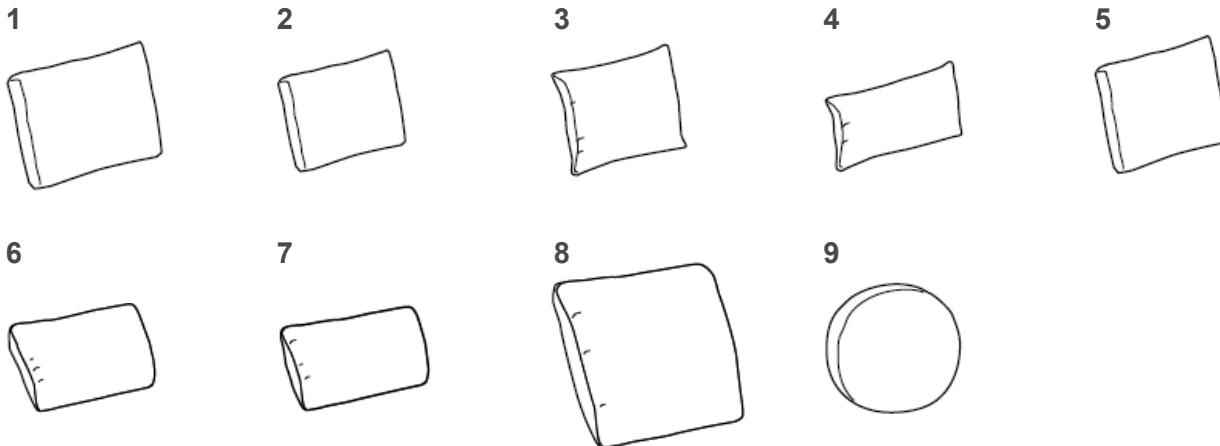
Structure



Decorative cushions (feather padding)

- 1: 21"5/8W x 5"7/8D x 21"5/8H
- 2: 17"3/4W x 5"7/8D x 17"3/4H
- 3: 17"3/4W x 5"7/8D x 13"3/4H
- 4: 19"5/8W x 5"7/8D x 19"5/8H
- 5: 17"3/4W x 5"7/8D x 14"1/8H

- 6: 18"7/8W x 5"7/8D x 18"7/8H
- 7: 23"5/8W x 5"7/8D x 11"7/8H
- 8: 23"5/8W x 5"7/8D x 23"5/8H
- 9: Ø19"5/8 x 5"7/8D



* For more specifications, please refer to the "Finishes & Materials" PDF