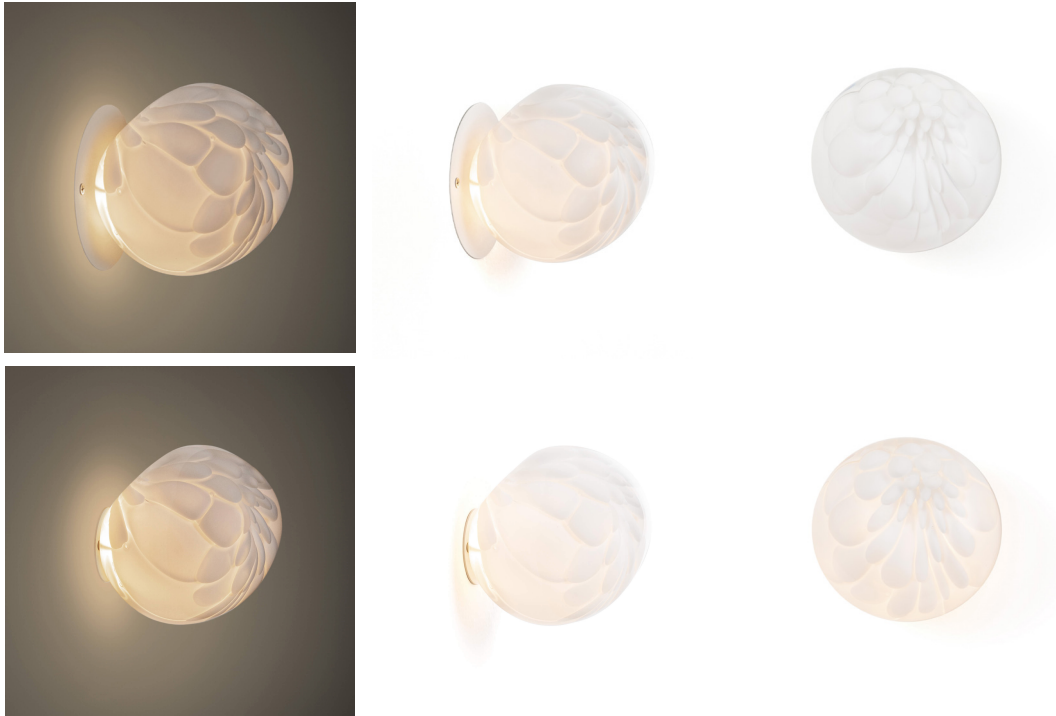


118



Description

Mounted on a white powder-coated base or mounted on a brass-finish base, individual pendants can directly attach to either the ceiling or the wall.

Two models are available with the white powder-coated base: 118s and 118 sp.

The wall and ceiling models are designed to be composed in atmospheric groupings.

Lamps and power supplies are included.

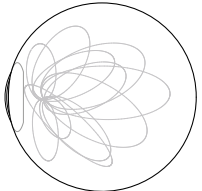
Glass has a memory: it holds onto shapes it was exposed to while still molten. 118's dozens of tiny feather-like forms in opal glass arise from this uncanny ability. When lit from within, the interior complexities of 118 come into even sharper detail.

The undulating interior layer of each 118 carries the ghost of the steel cage used in its formation. Air blown into its core pushes the molten glass into the recesses of the cage. Gravity and heat coax these unpredictable, multifarious tendrils to elongate, following the initial shape the steel has set for it. That cage, sheared off in a final step, is cleaned and used to seed another 118.

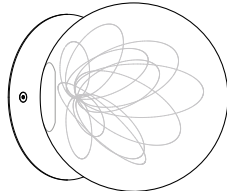
118

Dimensions

Pendant: ± Ø5"1/2 - 6"1/4



118s



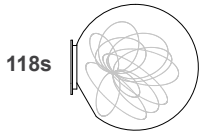
118sp



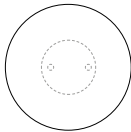
118s
mini plate



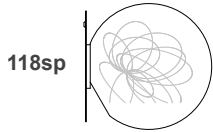
118sp
large plate



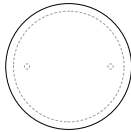
118s



Ø2"1/8



118sp



Ø4"1/2

Specifications:

Glass Color: White.

Mounting: Wall mounted

Lamp: 1W LED, 2700K, 100lm

Canopy Finish: White canopy.

Materials: Blown glass, electrical components, steel canopy.

Power Supply: 118s: Remote mounted | 118sp: Integral.

Bocci recommends remote mounting power supplies for ease of long-term maintenance.

Environment: Indoor/outdoor, wet location. IP55

