

Belt

Design: Daniele Lo Scalzo Moscheri



Description

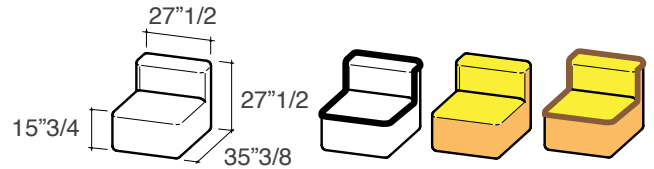
Sectional with structure in solid okumé wood and Dryfeel outdoor foam. Available in single and in bi-fabric version in different colors. Piping in the same fabrics as the back/lower part of the element. This collection is characterized by the possibility to create multiple combinations*.

Made in Italy.

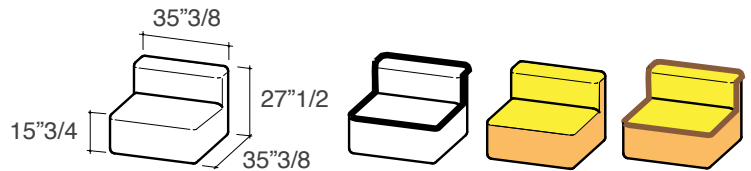
*The size of the compositions could vary by a few centimeters compared to the dimensions indicated, due to the padding that don't allow for precise volumes. For all the compositions proposed, the hardware to link the modules is included.

(For more specifications, please refer to "Finishes & Materials")

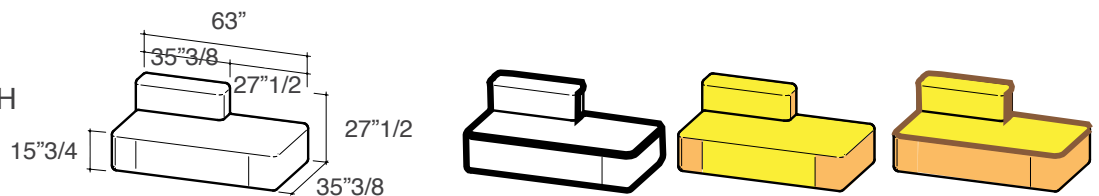
Belt Lounge Chair 1:
27"1/2W x 35"3/8D x 27"1/2H



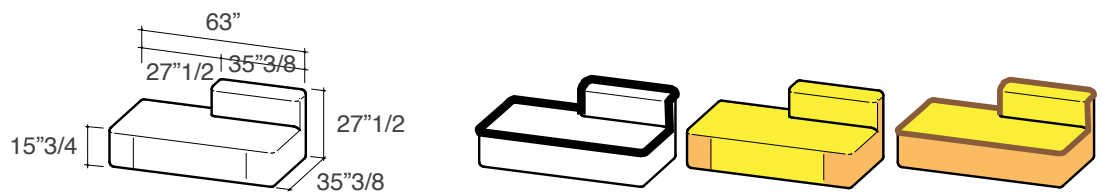
Belt Lounge Chair 2:
35"3/8W x 35"3/8D x 27"1/2H




Belt Chaise Lounge 1:
63"W x 35"3/8D x 27"1/2H




Belt Chaise Lounge 2:
63"W x 35"3/8D x 27"1/2H



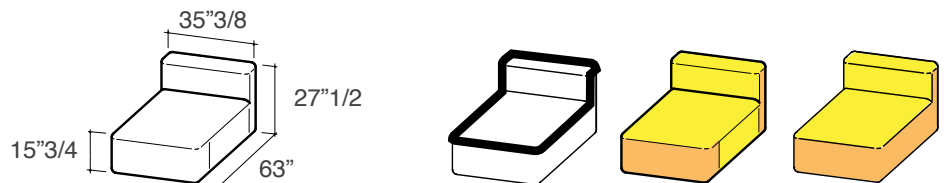
Belt Ottoman 1: 35"3/8W x 35"3/8D x 15"3/4H



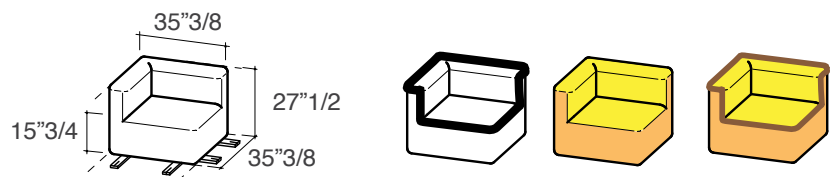
Belt Ottoman 2:
63"W x 35"3/8D x 15"3/4H



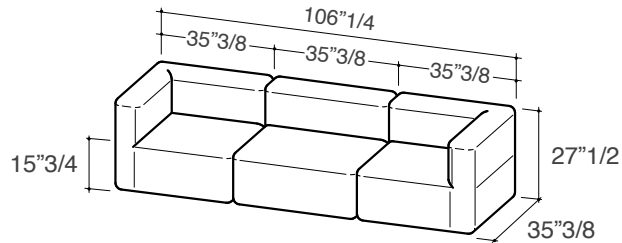
Belt Lounger 1:
35"3/8W x 63"D x 27"1/2H



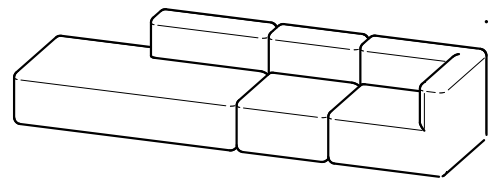
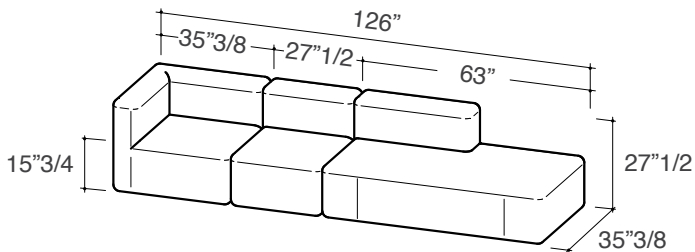
Belt Corner / End Unit:
35"3/8W x 35"3/8D x 27"1/2H



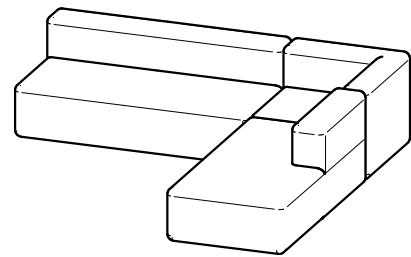
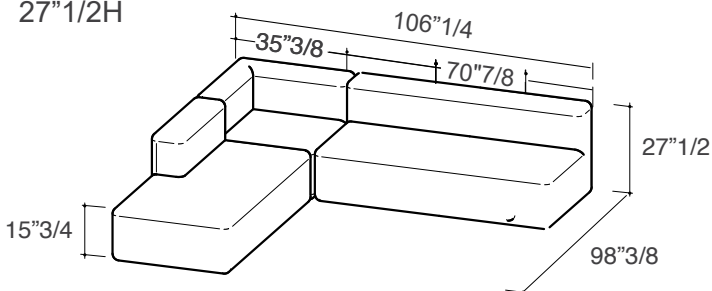
Belt Sectional Composition A:
106"1/4W x 35"3/8D x 27"1/2H



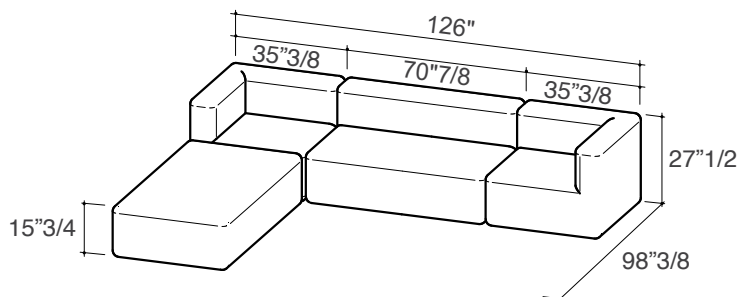
Belt Sectional Composition B - C:
126"W x 35"3/8D x 27"1/2H



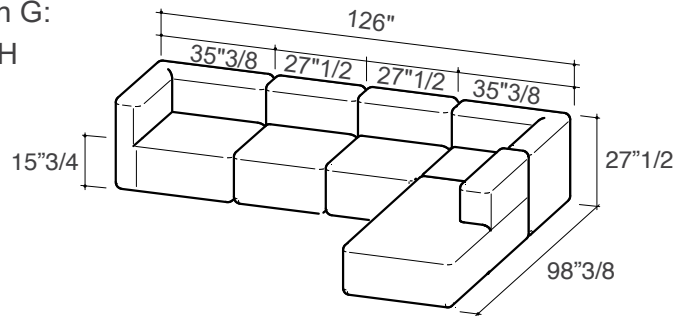
Belt Sectional Composition D - E:
106"1/4W x 98"3/8D x 27"1/2Hx
27"1/2H



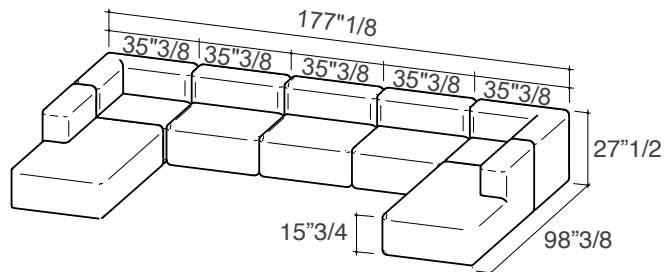
Belt Sectional Composition F:
126"W x 98"3/8D x 27"1/2H



Belt Sectional Composition G:
126"W x 98"3/8D x 27"1/2H



Belt Sectional Composition H:
177"1/8W x 98"3/8D x 27"1/2H



Belt Sectional Composition I:
161"3/8W x 35"3/8D x 27"1/2H

