

38V



Description

Suspension lamp made with clear glass exterior spheres and milk white interior lamp holder cavities. A large glass sphere is blown with a multitude of haphazard interior cavities, which intersect and collide in unpredictable ways. Suspended with coaxial cables.

Longest and shortest lengths are determined by client, Bocci fabricates all lengths between these measurements. Specified shortest and longest lengths are from the underside of the canopy to the underside of the pendant.

There may be variance of $\pm 1/8$ " on specified shortest and longest lengths.

Up-charge applies for cable lengths over 118" $1/8$.

White powder coated canopy, lamps and power supplies included.

Lamp: 1W LED, 2700K, 100lm

Materials: Blown glass, braided metal coaxial cable, electrical components, steel canopy.

Power Supply: Integral.

Bocci recommends remote mounting power supplies for ease of long-term maintenance.

Environment: Indoor, dry location. IP30

38V

Dimensions

38.11V)

Rectangular: 39"3/8W x 14"5/8D
Round: Ø23"5/8

38.20V)

Rectangular: 52"W x 17"1/2D
Round: Ø29"3/4
Square: 29"3/4W x 29"3/4D

Pendant: 7"1/2 - 8"1/4 aprox.

Canopies:

Rectangular

38.11V) 39"3/8W x 14"5/8D
38.20V) 52"W x 17"1/2D

Round

38.11V) Ø23"5/8
38.20V) Ø29"3/4

Square

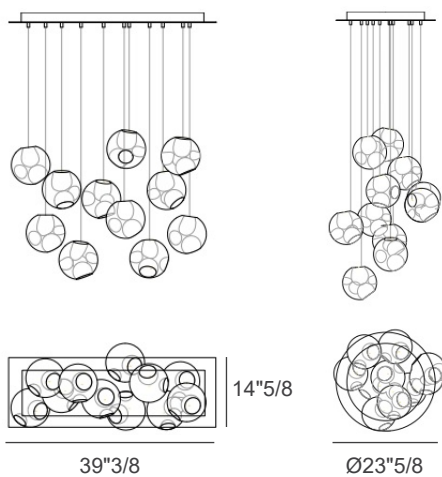
38.20V) 29"3/4W x 29"3/4D

Pendant

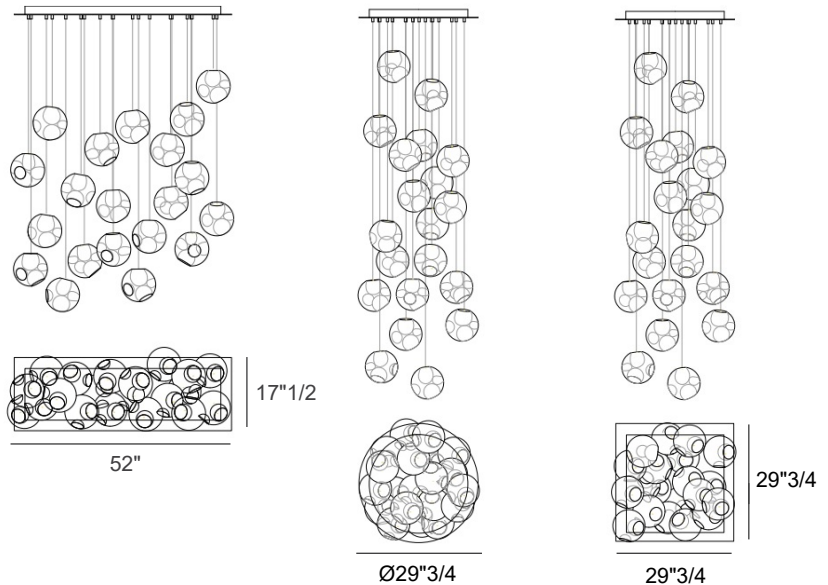


± 7"1/2 - 8"1/4

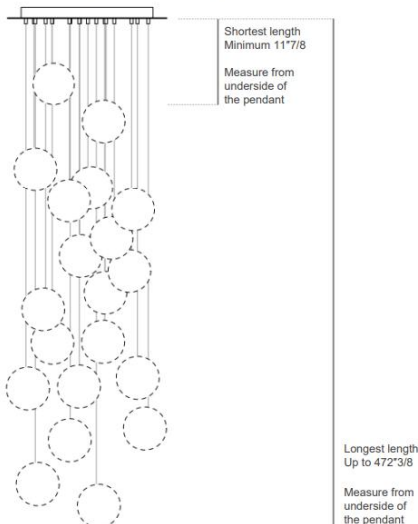
38.11V) Eight pendants



38.20V) Twenty pendants



Length Measuring Guide



Best practices for wiring multiple single pendant fixtures with remote mounted power supplies:

- Multiple single pendant fixtures should be wired in parallel. DO NOT wire in series.
- Bocci recommends a home run line for each fixture location to avoid significant voltage drop.
- Calculations for distance to the power supply, or required wire gauge in order to avoid voltage drop, are the responsibility of the installing party.