

Pacific

Design: Daniele Lo Scalzo Moscheri



Description

Like a sweeping wave, a generous curve defines the headboard of a sculptural bed distinguished by soft shapes. Providing both comfort and intimacy, Pacific outlines a welcoming place to rest and feel cocooned. Available in three different models: standard, with box mechanism or with easy mechanism, also, all of them are offered in two versions: mono-cover or bi cover (headboard in fabric and bed base in leather). The bed extends and completes the namesake collection comprising a sofa and armchair. Made in Italy.

Technical information:

Structure: Headboard made of class E1 multilayer wood, fir wood and faesite panels; side rails and footboard made of class E1 particle board (MDF), osb panels, fir wood and faesite panels.

Upholstery: Fabric or leather cover.

Mattress not included.

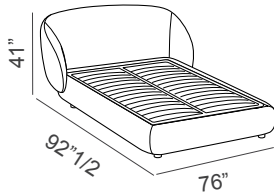
Pacific

Dimensions

Queen size: 76"W x 92"1/2D x 41"H
(To fit American QUEEN size Mattress 60"x 80")

King size: 91"3/4W x 92"1/2D x 41"H
(To fit American KING size Mattress 76"3/4 x 80")

Queen size standard
Mono-cover



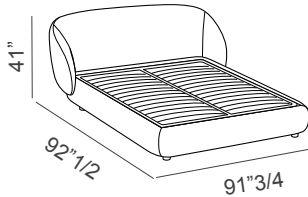
Queen size with BOX mech.
Mono-cover



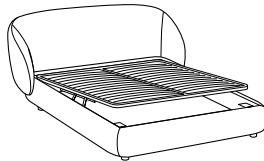
Queen size with EASY mech.
Mono-cover



King size standard
Mono-cover



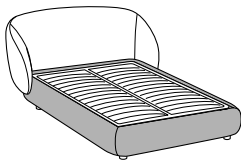
King size with BOX mech.
Mono-cover



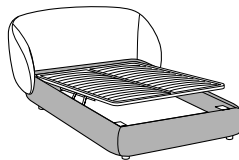
King size with EASY mech.
Mono-cover



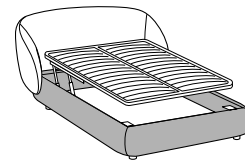
Queen size standard
Bi-cover



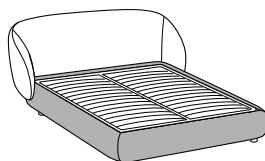
Queen size with BOX mech.
Bi-cover



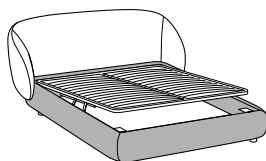
Queen size with EASY mech.
Bi-cover



King size standard
Bi-cover



King size with BOX mech.
Bi-cover



King size with EASY mech.
Bi-cover

