

# Twibe

*Design: Daniele Lo Scalzo Moscheri*



## *Description*

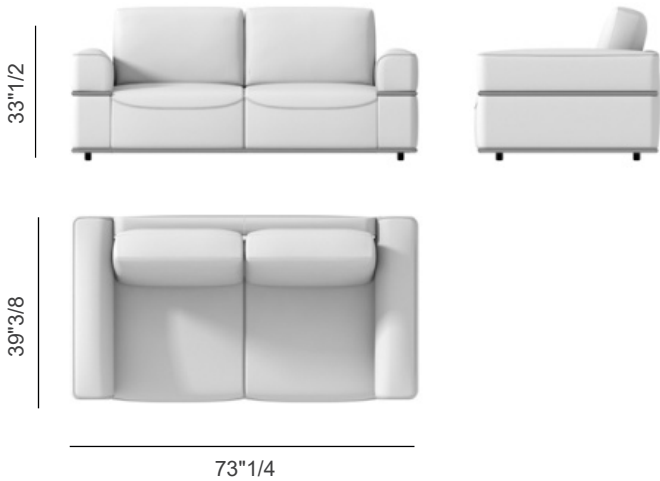
Twibe is characterized by extreme essentiality and at the same time by sartorial details that make it a unique project. The strong point is represented by a metal tube structure which underlines the volumetric cleanliness of the sofa in two points: in the base structure, following its profile and enveloping the entire cushions; and in the armrests, of which it surrounds the beltline.

## *Finishes and materials*

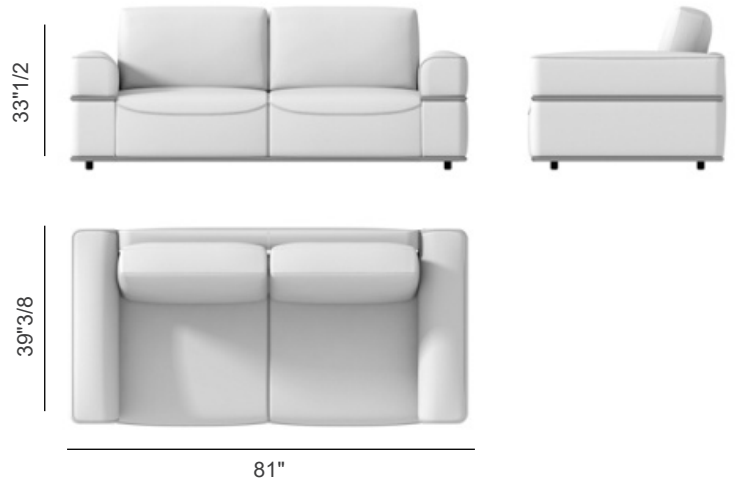
**Cover:** Fabric or leather.

**Base & inserts:** Metal or lacquered.

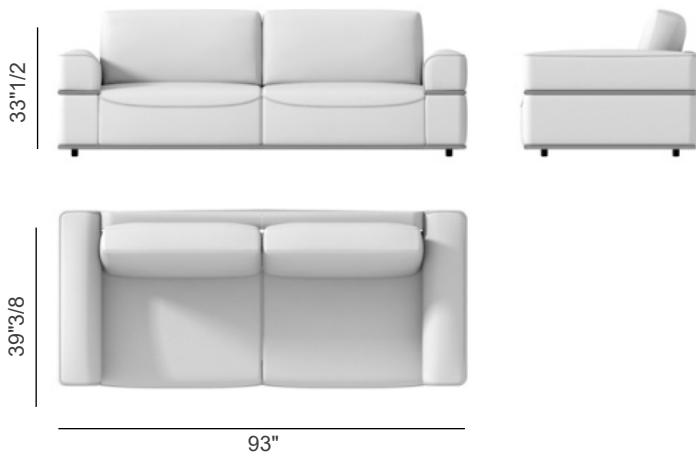
**Size A:** 73"1/4W x 39"3/8D x 33"1/2H (SH:15"3/4)



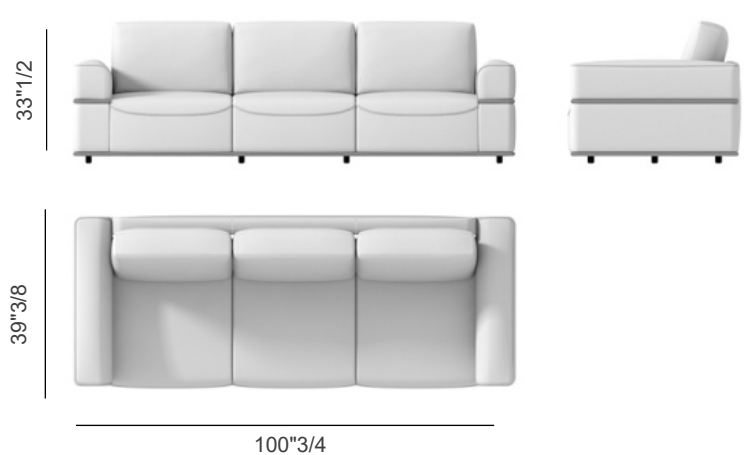
**Size B:** 81"W x 39"3/8D x 33"1/2H (SH:15"3/4)



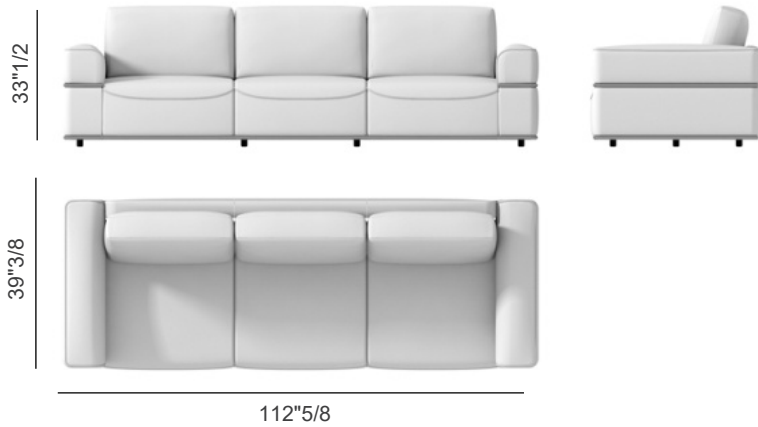
**Size C:** 93"W x 39"3/8D x 33"1/2H (SH:15"3/4)



**Size D:** 100"3/4W x 39"3/8D x 33"1/2H (SH:15"3/4)



**Size E:** 112"5/8W x 39"3/8D x 33"1/2H  
(SH:15"3/4)



**Size F:** 130"3/8W x 39"3/8D x 33"1/2H  
(SH:15"3/4)

