

Jade

Design: Hanne Willmann



Description

Jade is a collection of modular sofas, complemented by coffee tables, characterized by sinuous profiles and delicate and organic shapes that evoke nature. Thanks to its uniqueness, each element can be used individually or combined, creating islands of comfort that are always different and fluid, adaptable to each space and situation. Modules padded with fireproof polyurethane foam. Finishes and coatings according to collection. Made in Italy

Finishes & Materials

Cover: Fabric

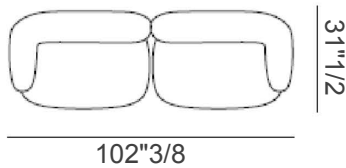


Jade

Suggested compositions

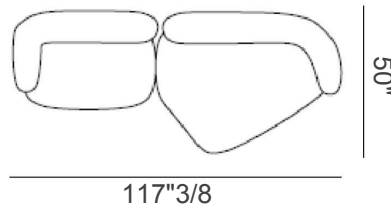
Size A

102"3/8W x 31"1/2D x 27"1/2H
Seat Height: 15"3/8



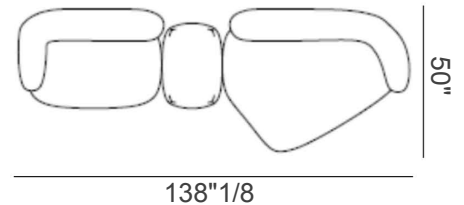
Size B

117"3/8W x 50"D x 27"1/2H
Seat Height: 15"3/8



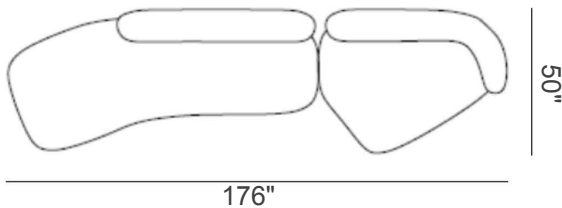
Size C

138"1/8W x 50"D x 27"1/2H
Seat Height: 15"3/8



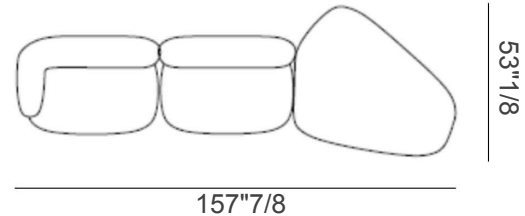
Size D

176"W x 50"D x 27"1/2H
Seat Height: 17"3/8



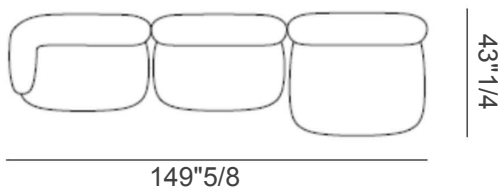
Size E

157"7/8W x 53"1/8D x 27"1/2H
Seat Height: 17"3/8



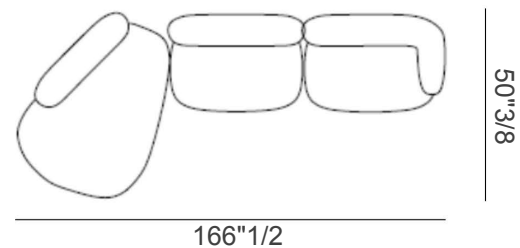
Size F

149"5/8W x 43"1/4D x 27"1/2H
Seat Height: 17"3/8



Size G

166"1/2W x 50"3/8D x 27"1/2H
Seat Height: 17"3/8



Optional Decorative Pillows



15"3/4W x 15"3/4H



19"5/8W x 7"7/8H



19"5/8W x 11"7/8H



19"5/8W x 19"5/8H



23"5/8W x 23"5/8H