

Josephine



Description

Refined sofa with structure in multilayer Italian poplar wood and variable-density polyurethane foam padding. The base of this high-end sofa is made of solid Ashwood.

The seat and the backrest cushions are padded with channeled goose down with a central insert in polyurethane foam in different densities.

Fabric or Leather covers available. The cover of the structure is not removable; however, the cover for the seat and the backrest cushions are removable, available only with the fabric version. The amount of back cushions varies depending on the size of the sofa.

Available optionals: decorative, kidney roll or lumbar cushions with channeled goose down padding and a central insert in polyurethane foam with different densities.
Removable cover in fabric or leather.

Made in Italy.

Finishes & Materials

Cover: Fabric or Leather. Not removable cover, except for back, seat and optional cushions.

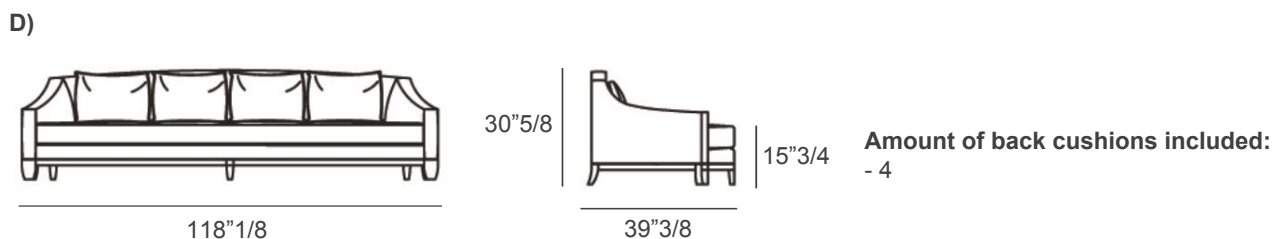
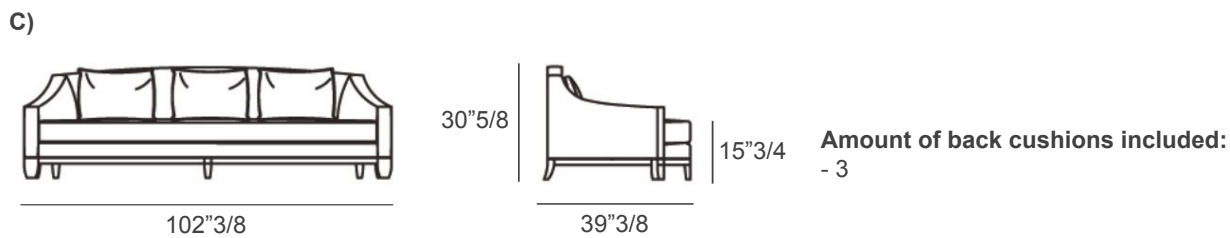
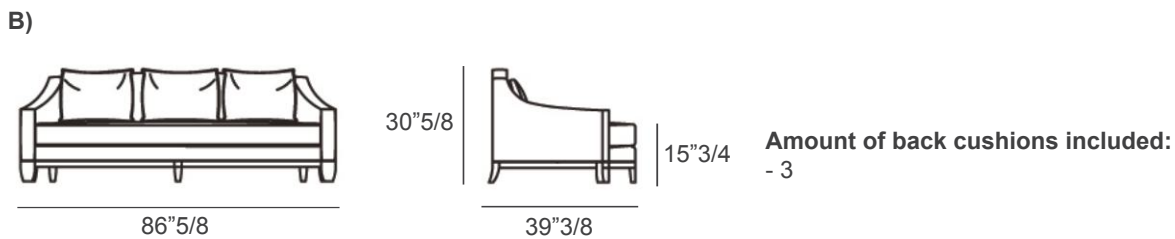
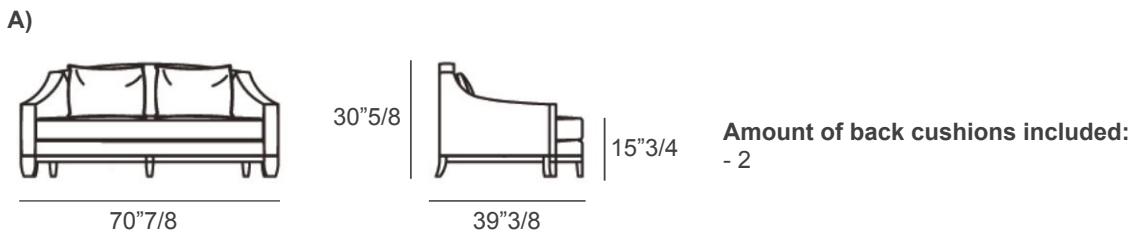
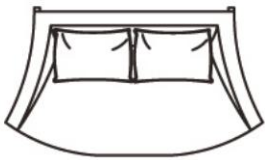
Base: Solid Ashwood.

Josephine

Dimensions

- A) 70"7/8W x 39"3/8D x 30"5/8H
- B) 86"5/8W x 39"3/8D x 30"5/8H
- C) 102"3/8W x 39"3/8D x 30"5/8H
- D) 118"1/8W x 39"3/8D x 30"5/8H

Seat height: 15"3/4



Josephine

Optional kidney roll cushions:

A) 33"1/2W x 7"7/8H

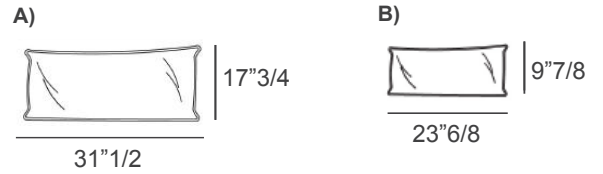
B) 37"3/8W x 7"7/8H



Optional lumbar cushions:

A) 31"1/2W x 17"3/4H

B) 23"6/8W x 9"7/8H

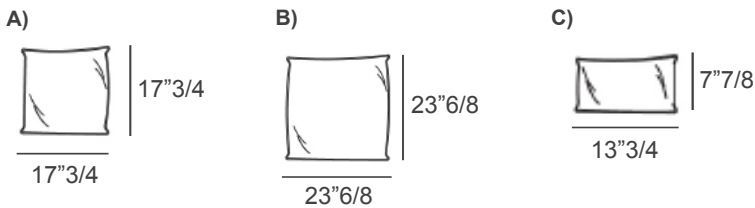


Optional decorative cushions:

A) 17"3/4W x 17"3/4H

B) 23"6/8W x 23"6/8H

C) 13"3/4W x 7"7/8H



Detail view:
Base in Solid Moka
Stained Ashwood.



Frontal view:
Sofa fully upholstered in
fabric.



Detail view:
Armrest design.