

Eclipse

Design: Andrea Bonini



Description

Sofa with structure in solid wood and plywood, with polyurethane foam padding. Cushions in polyurethane foam. Pre-upholstery: polyester wadding. Fabric or leather upholstery: non-removable for the structure, removable for the seat cushions. Decorative cushions available on demand. Decorative details in metal, in light gold finish. Made in Italy.



Eclipse

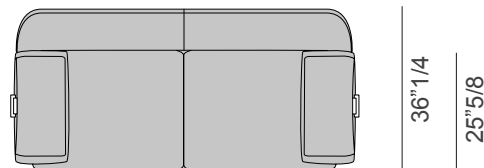
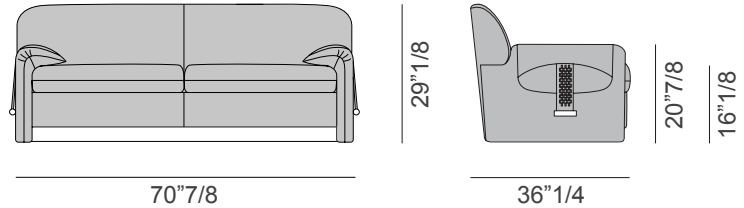
Dimensions

A: 70"7/8W x 36"1/4D x 29"1/8H

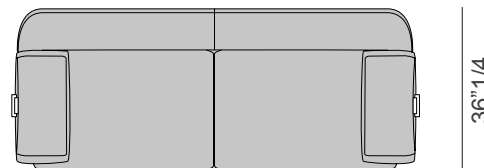
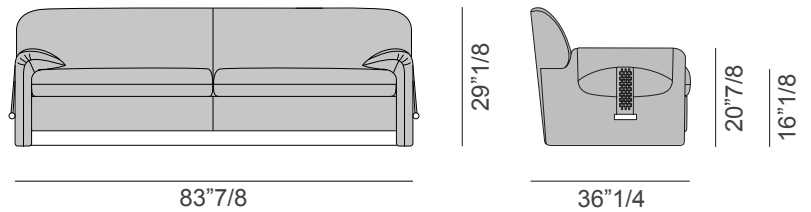
B: 83"7/8W x 36"1/4D x 29"1/8H

C: 96"3/8W x 36"1/4D x 29"1/8H

A Two seater



B Two seater



C Three seater

