

Divine

Design: Maurizio Manzoni



Description

Inspired by the warm colors of nature in all its shades, this sofa embodies genuine elegance. A true "king of kings," it seamlessly combines sophistication with comfort. Its innovative mechanism allows you to adjust the position of the backrest, increasing or reducing the seat depth, ensuring the perfect seating experience for any occasion and taste. Exquisite details elevate its design: a metal plate on the armrest harmonizes beautifully with matching details, including the mechanisms, tailored zippers, and slender legs that elevate the product.

It provides versatile customization options, offering a single-color version or a two-color version that allows the frame, external backrests and armrests to feature a distinct finish from the seat, the internal armrests and back cushions.

Available optional decorative cushions padded with siliconized microfiber.

Made in Italy.

Finishes & Materials

Structure: Metal with a wooden frame supported by elastic belts.

Padding: Expanded polyurethane foam, covered with siliconized microfiber.

Frame, External Backrests & Armrests: Leather.

Seat, Back & Armrests Cushions: Fabric or Leather.

Armrests Plate & Legs: Metal.

Divine

Dimensions

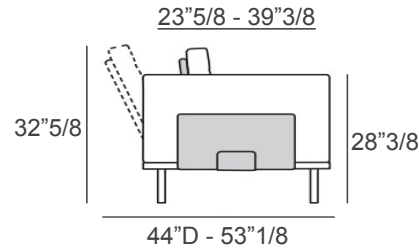
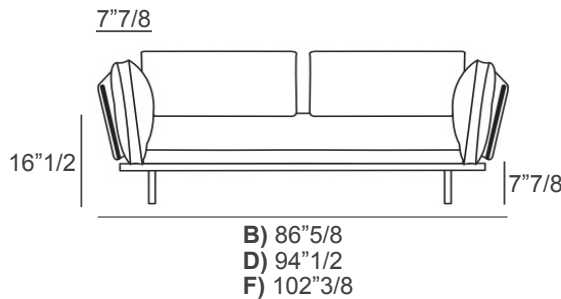
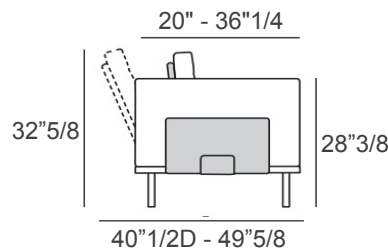
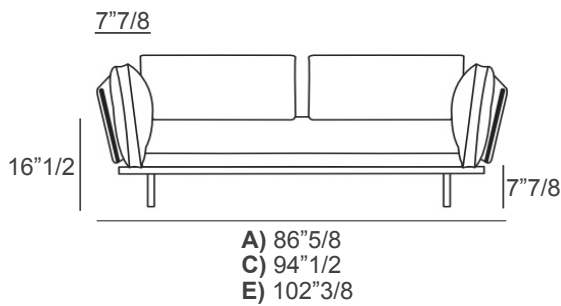
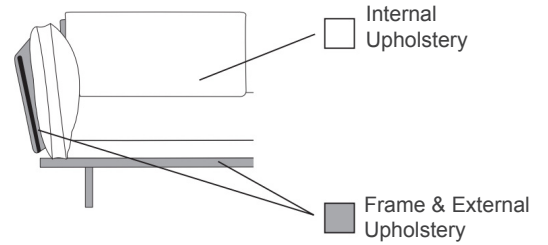
- A) 86"5/8W x 40"1/2D - 49"5/8D x 32"5/8H - **2-Seater**
- B) 86"5/8W x 44"D - 53"1/8D x 32"5/8H - **2-Seater**
- C) 94"1/2W x 40"1/2D - 49"5/8D x 32"5/8H - **3-Seater**
- D) 94"1/2W x 44"D - 53"1/8D x 32"5/8H - **3-Seater**
- E) 102"3/8W x 40"1/2D - 49"5/8D x 32"5/8H - **Maxi**
- F) 102"3/8W x 44"D - 53"1/8D x 32"5/8H - **Maxi**

Seat height: 16"1/2

Seat depth: from 20" to 36"1/4 or from 23"5/8 to 39"3/8

Armrests height: 28"3/8

Color combination reference

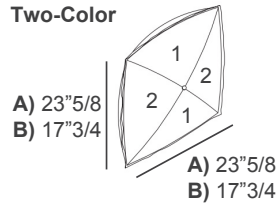


Optional decorative cushions

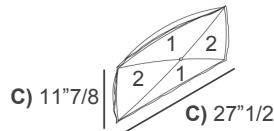
Two-Color:

- A) 23"5/8W x 23"5/8H - **Cod. C1**
- B) 17"3/4W x 17"3/4H - **Cod. C2**
- C) 27"1/2W x 11"7/8H - **Cod. C3**
- D) Ø19"5/8 - **Cod. CT**

Two-Color



- A) 23"5/8
- B) 17"3/4



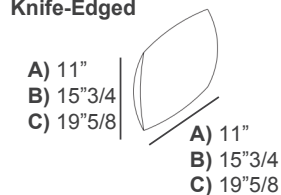
Please note:

The sections marked with the number 1 will be in one color, and the sections marked with the number 2 will be in a different color.

Knife-Edged:

- A) 11"W x 11"H - **Cod. C4**
- B) 15"3/4W x 15"3/4H - **Cod. C5**
- C) 19"5/8W x 19"5/8H - **Cod. C9**
- D) 27"1/2W x 11"7/8H - **Cod. 10**

Knife-Edged

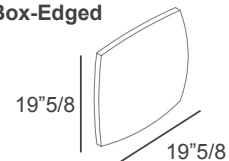


- A) 11"
- B) 15"3/4
- C) 19"5/8

- A) 11"
- B) 15"3/4
- C) 19"5/8



Box-Edged



Box-Edged:

- 19"5/8W x 19"5/8H - **Cod. C50**