

Divine

Design: Maurizio Manzoni



Description

Inspired by the rich tones of nature, its palette embraces warmth and depth in every shade, bringing a sense of harmony and refinement to contemporary interiors. The backrests feature a depth-adjustable mechanism that allows each seat to be tailored to individual preferences, ensuring ideal comfort for every occasion. Carefully considered details, including metal accents, enhance its refined aesthetic and reflect the excellence associated with premium designer furniture. The metal finish is echoed throughout the design, from the armrest plate to the mechanisms, tailored zippers, and slender legs that give the piece a light, elevated appearance. All cushions can be customized in either leather or fabric, making this exceptional piece a perfect addition to elegant living room furniture sets that prioritize luxury, comfort, and individuality.

It provides versatile customization options, offering a single-color version or a two-color version that allows the frame, external backrests and armrests to feature a distinct finish from the seat, the internal armrests and back cushions. Available optional decorative cushions padded with siliconized microfiber.

Made in Italy.

Finishes & Materials

Structure: Metal with a wooden frame supported by elastic belts.

Padding: Expanded polyurethane foam, covered with siliconized microfiber.

Frame, External Backrests & Armrests: Leather.

Seat, Back & Armrests Cushions: Fabric or Leather.

Armrests Plate & Legs: Metal.

Divine

Dimensions

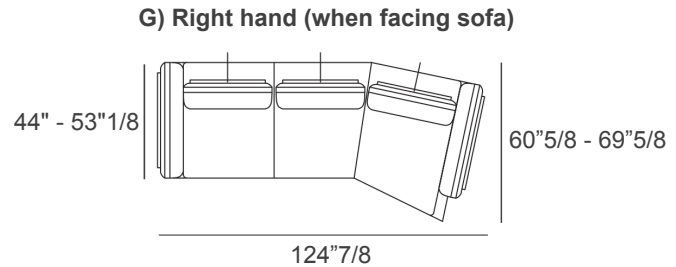
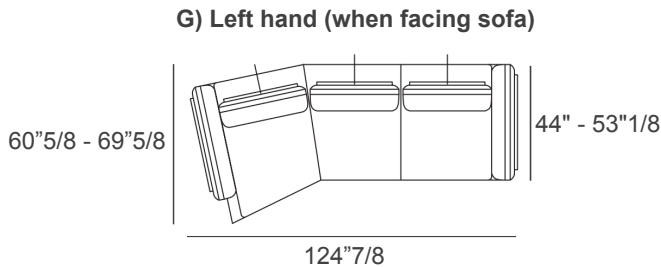
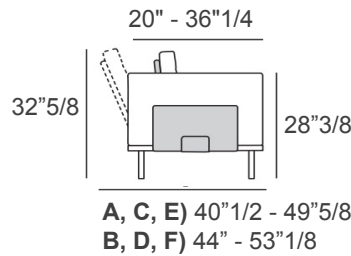
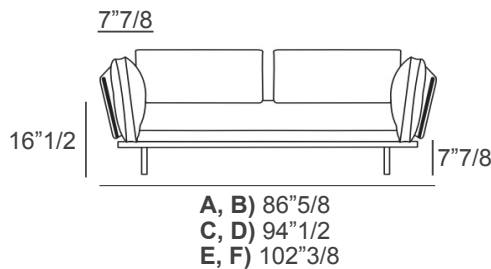
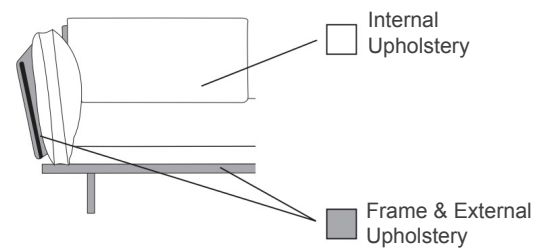
- A) 86"5/8W x 40"1/2D - 49"5/8D x 32"5/8H - **2-Seater**
- B) 86"5/8W x 44"D - 53"1/8D x 32"5/8H - **2-Seater**
- C) 94"1/2W x 40"1/2D - 49"5/8D x 32"5/8H - **3-Seater**
- D) 94"1/2W x 44"D - 53"1/8D x 32"5/8H - **3-Seater**
- E) 102"3/8W x 40"1/2D - 49"5/8D x 32"5/8H - **Maxi**
- F) 102"3/8W x 44"D - 53"1/8D x 32"5/8H - **Maxi**
- G) 124"7/8W x 60"5/8D - 69"5/8D x 32"5/8H - **3-Seater with Chaise**

Seat height: 16"1/2

Seat depth: from 20" to 36"1/4 or from 23"5/8 to 39"3/8

Armrests height: 28"3/8

Color combination reference

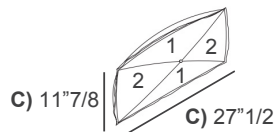
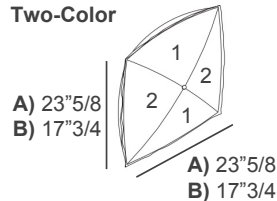


Optional decorative cushions

Two-Color:

- A) 23"5/8W x 23"5/8H - **Cod. C1**
- B) 17"3/4W x 17"3/4H - **Cod. C2**
- C) 27"1/2W x 11"7/8H - **Cod. C3**
- D) Ø19"5/8 - **Cod. CT**

Two-Color



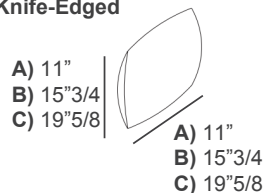
Please note:

The sections marked with the number 1 will be in one color, and the sections marked with the number 2 will be in a different color.

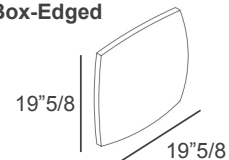
Knife-Edged:

- A) 11"W x 11"H - **Cod. C4**
- B) 15"3/4W x 15"3/4H - **Cod. C5**
- C) 19"5/8W x 19"5/8H - **Cod. C9**
- D) 27"1/2W x 11"7/8H - **Cod. 10**

Knife-Edged



Box-Edged



Box-Edged:

- 19"5/8W x 19"5/8H - **Cod. C50**