

Clift

Design: Marco Fumagalli



Description

The Clift sectional is a harmonious interplay of heights and depths, inspired by the essence of nature. Its design softens the rigidity of its surroundings, creating a tranquil and inviting atmosphere.

Its extra-deep seat, soft backrests supported by lumbar cushions, and armrests bended outwards combine to deliver unparalleled comfort and style.

These distinctive features allow for endless customization, enabling you to mix and match trendy shapes and colors to suit your aesthetic, offering a single-color version or a two-color version that allows one section of modules to feature a distinct color from the other section of modules.

Whether placed in a minimalist setting or a more eclectic space, every Clift composition integrates seamlessly. With its voluminous personality and luxurious design, Clift redefines comfort, making it effortlessly attainable in any environment. Decorative cushions padded with siliconized microfiber are available as optionals.

Made in Italy.

Finishes & Materials

Structure: Metal and wood, with elastic belts support.

Padding: Expanded polyurethane foam and acrylic fiber.

Seat Cushions: Filled with memory foam.

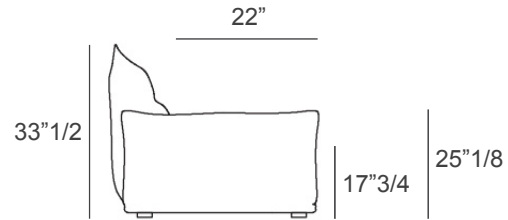
Upholstery: Fabric or Leather.

Feet: Black plastic.

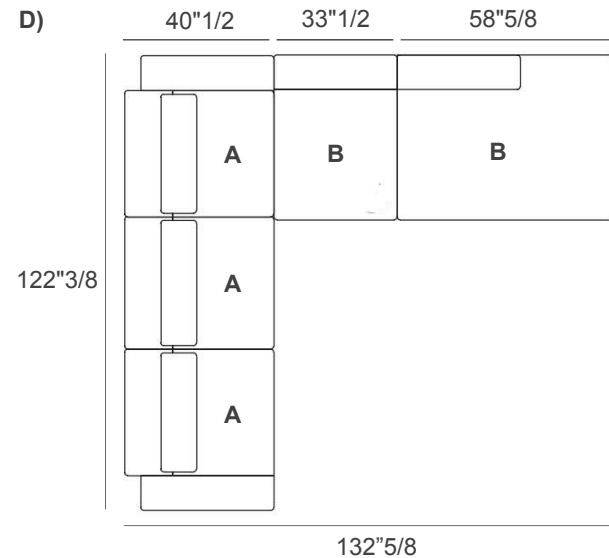
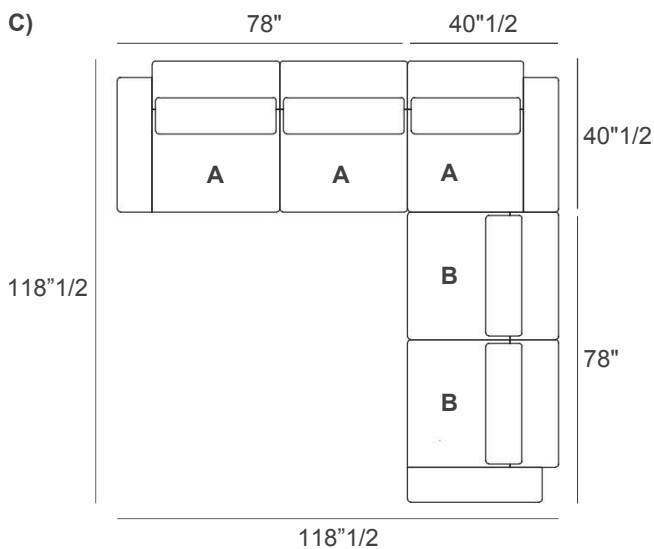
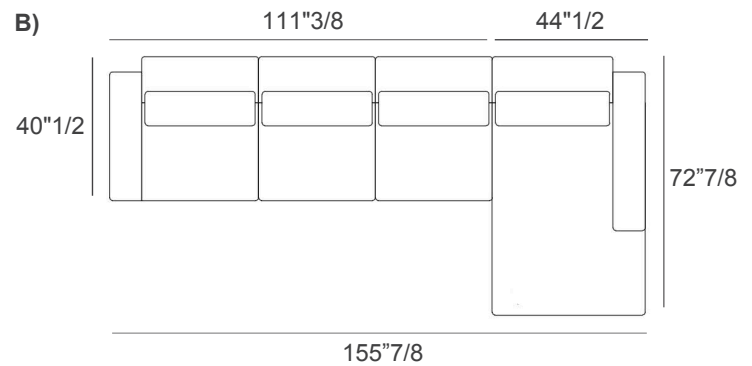
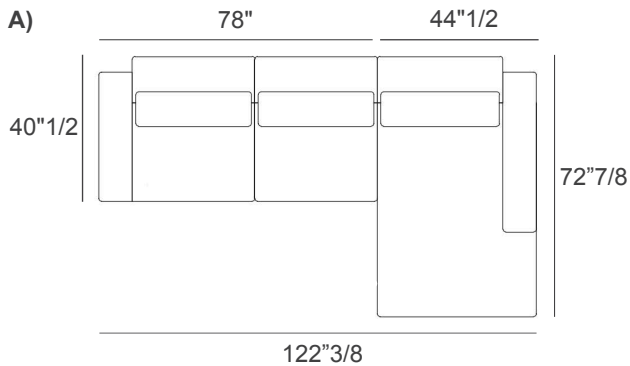
Clift

Compositions

- A) 122"3/8W x 72"7/8D x 33"1/2H
- B) 155"7/8W x 72"7/8D x 33"1/2H
- C) 118"1/2W x 118"1/2D x 33"1/2H
- D) 132"5/8W x 122"3/8D x 33"1/2H
- E) 155"7/8W x 132"5/8D x 33"1/2H

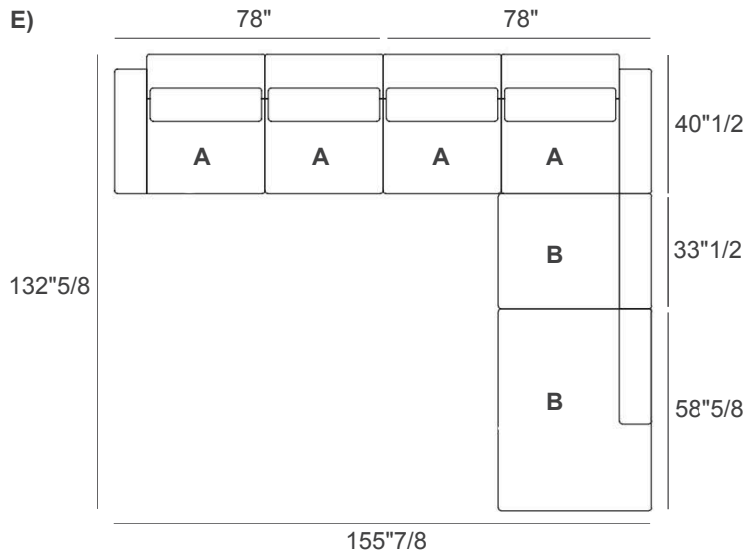


Seat height: 17"3/4
Armrests height: 25"1/8
Seat depth: 22"



Please note: Different colors can be chosen for Section of modules "A" and Section of modules "B".

Clift



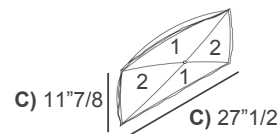
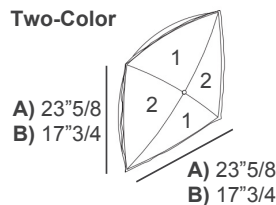
Please note: Different colors can be chosen for Section of modules "A" and Section of modules "B".

Optional decorative cushions

Two-Color:

- A) 23"5/8W x 23"5/8H - **Cod. C1**
- B) 17"3/4W x 17"3/4H - **Cod. C2**
- C) 27"1/2W x 11"7/8H - **Cod. C3**
- D) Ø19"5/8 - **Cod. CT**

Two-Color



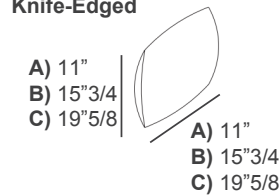
Please note:

The sections marked with the number 1 will be in one color, and the sections marked with the number 2 will be in a different color.

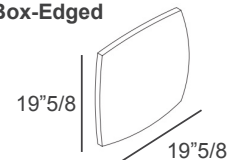
Knife-Edged:

- A) 11"W x 11"H - **Cod. C4**
- B) 15"3/4W x 15"3/4H - **Cod. C5**
- C) 19"5/8W x 19"5/8H - **Cod. C9**
- D) 27"1/2W x 11"7/8H - **Cod. 10**

Knife-Edged



Box-Edged



Box-Edged:

- 19"5/8W x 19"5/8H - **Cod. C50**