

## *Clift*

*Design: Marco Fumagalli*



### *Description*

The Clift sofa is a harmonious interplay of heights and depths, inspired by the essence of nature. Its design softens the rigidity of its surroundings, creating a tranquil and inviting atmosphere.

Its extra-deep seat, soft backrests supported by lumbar cushions, and armrests bended outwards combine to deliver unparalleled comfort and style.

These distinctive features allow for endless customization, enabling you to mix and match trendy shapes to suit your aesthetic.

Whether placed in a minimalist setting or a more eclectic space, every Clift composition integrates seamlessly. With its voluminous personality and luxurious design, Clift redefines comfort, making it effortlessly attainable in any environment.

Decorative cushions padded with siliconized microfiber are available as optionals.

Made in Italy.

### *Finishes & Materials*

**Structure:** Metal and wood, with elastic belts support.

**Padding:** Expanded polyurethane foam and acrylic fiber.

**Seat Cushions:** Filled with memory foam.

**Upholstery:** Fabric or Leather.

**Feet:** Black plastic.

*Clift*

## Dimensions

**Two-seater:** 89"W x 40"1/2D x 33"1/2H

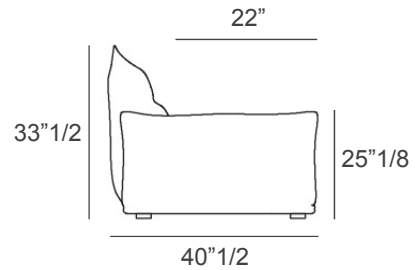
**Three-seater:** 100"3/4W x 40"1/2D x 33"1/2H

**Extra-large:** 122"3/8W x 40"1/2D x 33"1/2H

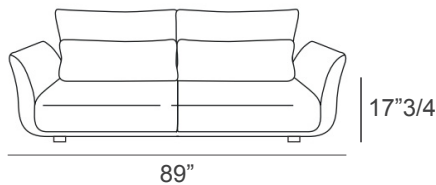
**Seat height:** 17"3/4

**Armrests height:** 25"1/8

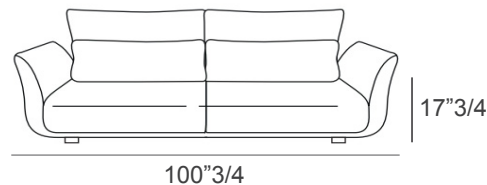
**Seat depth:** 22"



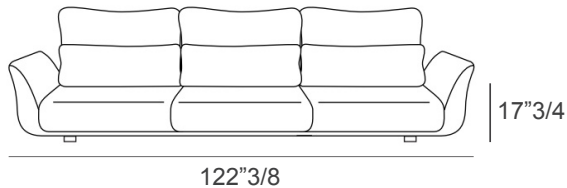
Two-seater)



Three-seater)



Extra-large)



### Optional decorative cushions

#### Two-Color:

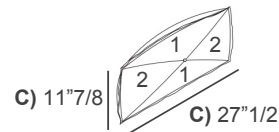
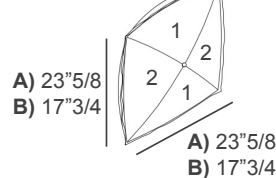
A) 23"5/8W x 23"5/8H - **Cod. C1**

B) 17"3/4W x 17"3/4H - **Cod. C2**

C) 27"1/2W x 11"7/8H - **Cod. C3**

D) Ø19"5/8 - **Cod. CT**

#### Two-Color



#### Please note:

The sections marked with the number 1 will be in one color, and the sections marked with the number 2 will be in a different color.

#### Knife-Edged:

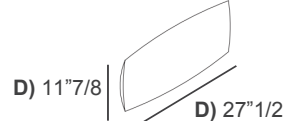
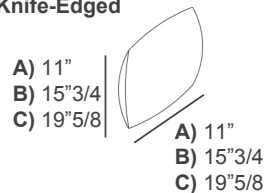
A) 11"W x 11"H - **Cod. C4**

B) 15"3/4W x 15"3/4H - **Cod. C5**

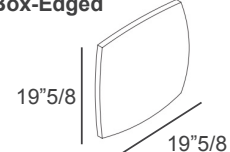
C) 19"5/8W x 19"5/8H - **Cod. C9**

D) 27"1/2W x 11"7/8H - **Cod. 10**

#### Knife-Edged



#### Box-Edged



#### Box-Edged:

19"5/8W x 19"5/8H - **Cod. C50**