

Rigoletto

Design: Stefano Conficconi



Description

Rigoletto is high-end sectional designed to adapt effortlessly to your daily needs, offering versatility and comfort in equal measure.

Its adjustable backrest can be lowered or raised, allowing you to change its shape and functionality to suit your mood or preference.

The sofa's refined design is elevated by metal legs, which gracefully lift the seat, adding a touch of elegance to its contemporary aesthetic. Rigoletto is the ideal combination of style, flexibility, and comfort for any modern living space.

Relax on the classic configuration, where the armrest aligns with the backrest, or enjoy the added support of a higher backrest, perfect for resting your head or supporting your neck.

Decorative cushions padded with siliconized microfiber are available as optionals.

Made in Italy.

Finishes & Materials

Frame: Multilayer poplar wood supported by elastic belts.

Back Cushions: Polyurethane foam in different densities and a layer of acrylic fibers.

Backrest & Seat Cushions: Polyurethane foam covered with anti-allergy goose feathers.

Upholstery: Fabric or Leather.

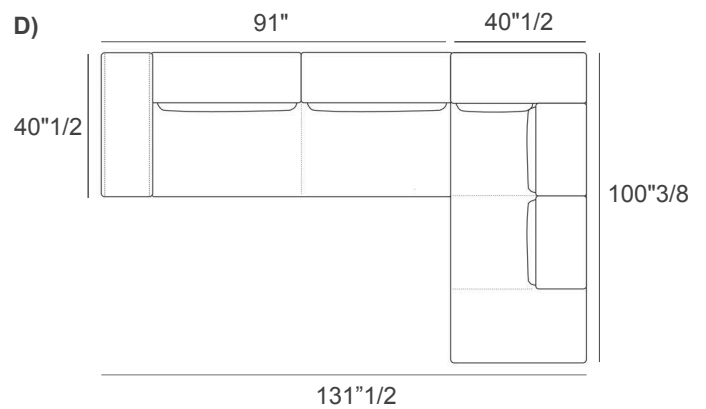
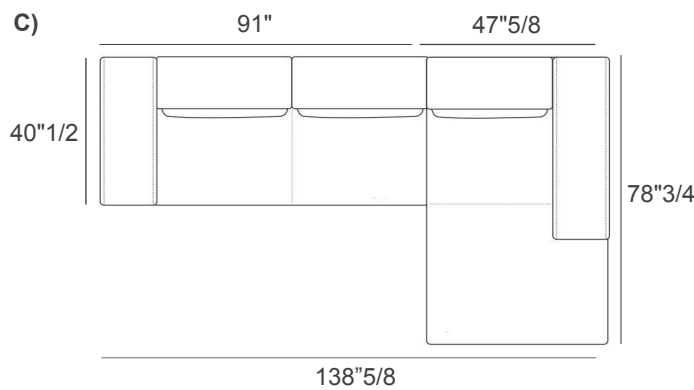
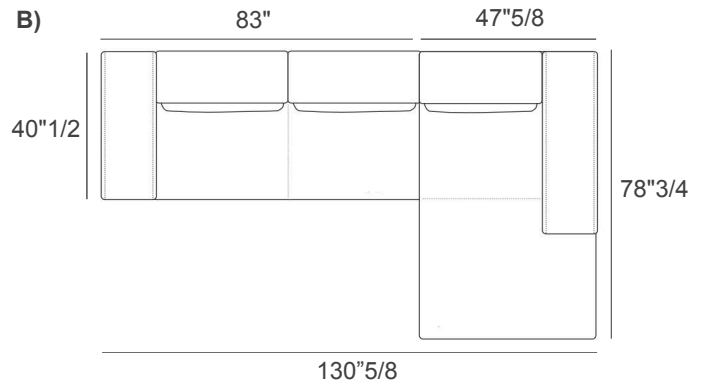
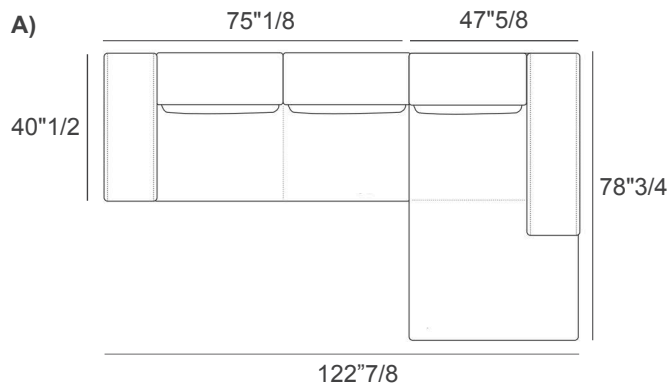
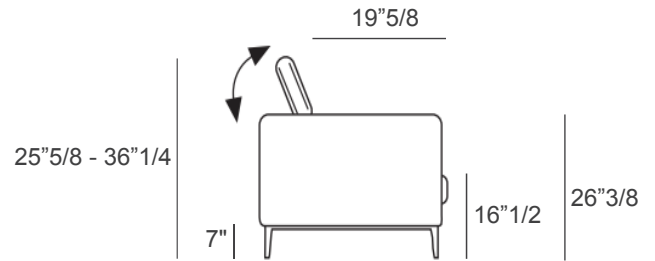
Base: Metal.

Rigoletto

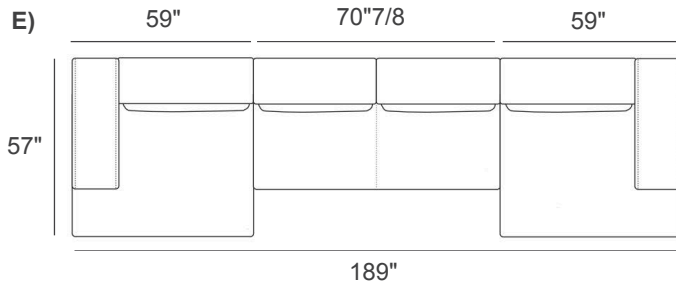
Compositions

- A) 122"7/8W x 78"3/4D x 25"5/8H - 36"1/4H - 07+18
- B) 130"5/8W x 78"3/4D x 25"5/8H - 36"1/4H - 19+18
- C) 138"5/8W x 78"3/4D x 25"5/8H - 36"1/4H - 29+18
- D) 131"1/2W x 100"3/8D x 25"5/8H - 36"1/4H - 29+37
- E) 189"W x 57"D x 25"5/8H - 36"1/4H - 15G+03+16G

Seat height: 16"1/2
Armrests height: 26"3/8
Seat depth: 19"5/8



Rigoletto

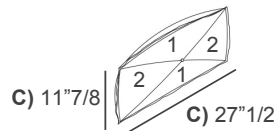
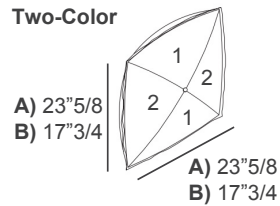


Optional decorative cushions

Two-Color:

- A) 23"5/8W x 23"5/8H - **Cod. C1**
- B) 17"3/4W x 17"3/4H - **Cod. C2**
- C) 27"1/2W x 11"7/8H - **Cod. C3**
- D) Ø19"5/8 - **Cod. C7**

Two-Color



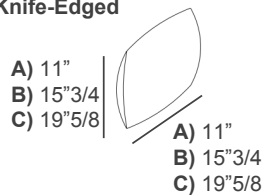
Please note:

The sections marked with the number 1 will be in one color, and the sections marked with the number 2 will be in a different color.

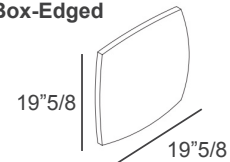
Knife-Edged:

- A) 11"W x 11"H - **Cod. C4**
- B) 15"3/4W x 15"3/4H - **Cod. C5**
- C) 19"5/8W x 19"5/8H - **Cod. C9**
- D) 27"1/2W x 11"7/8H - **Cod. 10**

Knife-Edged



Box-Edged



Box-Edged:

- 19"5/8W x 19"5/8H - **Cod. C50**