

## *Season*



### *Description*

The Season Sofa is a harmonious blend of balance, refined design, and sensory stability. Its modern elegance and well-defined shapes make it the centerpiece of any living room. The sofa's geometry fosters creativity, enabling unique arrangements that bring your imagination to life. A flat-fell, pinched seam adds a touch of timeless style, elevating its design with a subtle yet striking detail that complements any setting. Size "C" features a mechanism in the seat that allows to increase the depth of the seat, offering endless combinations to suit any space and lifestyle.

This high-end sofa includes back cushions without or with a mechanism that allows you to adjust the position to get the highest comfort. Decorative cushions padded with siliconized microfiber are available as optionals.

Made in Italy.

### *Finishes & Materials*

**Structure:** Multilayer poplar wood with metal frame and elastic belts.

**Padding:** Different densities of expanded polyurethane foam, acrylic silicon fiber and sterilized hypoallergenic goose-down.

**Seat Cushions:** Memory foam.

**Upholstery:** Fabric or Leather.

**Feet:** Black painted wood.

## Season

### Dimensions

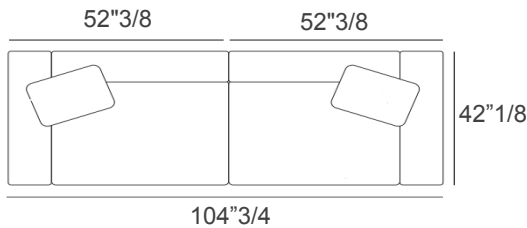
- A) 104"3/4W x 42"1/8D x 24"3/4H - 5S+6S (2x CS)
- B) 132"1/4W x 42"1/8D x 24"3/4H - 3S+C+4S (3x CS)
- C) 132"1/4W x 42"1/8D - 57"7/8D x 24"3/4H - 3SM+C+4SM (2x CSM)

Seat height: 16"1/8

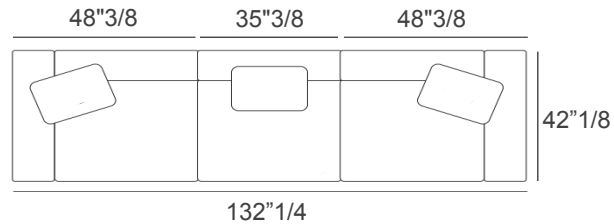
Side view



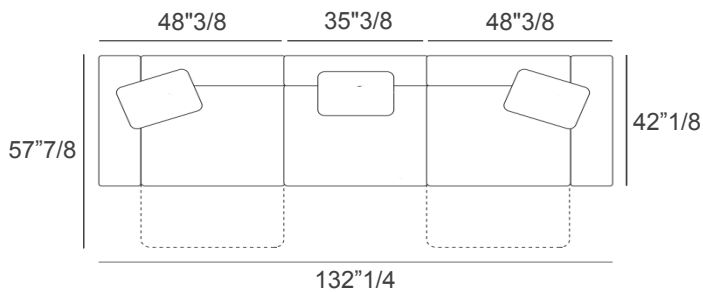
A) It includes back cushions without mechanism



B) It includes back cushions without mechanism

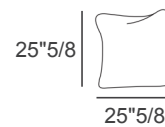


C) It includes back cushions with mechanism

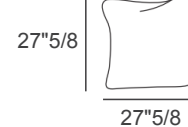


CS) Back cushion without mechanism: 25"5/8W x 25"5/8H  
 CSM) Back cushion with mechanism: 27"5/8W x 27"5/8H

CS)



CSM)

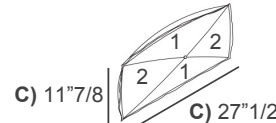
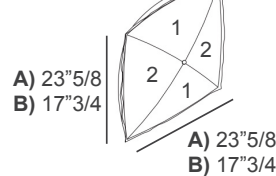


### Optional decorative cushions

#### Two-Color:

- A) 23"5/8W x 23"5/8H - **Cod. C1**
- B) 17"3/4W x 17"3/4H - **Cod. C2**
- C) 27"1/2W x 11"7/8H - **Cod. C3**
- D) Ø19"5/8 - **Cod. CT**

#### Two-Color



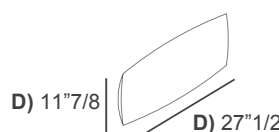
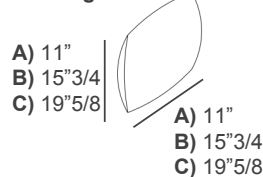
#### Please note:

The sections marked with the number 1 will be in one color, and the sections marked with the number 2 will be in a different color.

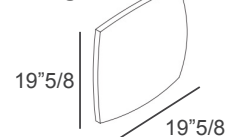
#### Knife-Edged:

- A) 11"W x 11"H - **Cod. C4**
- B) 15"3/4W x 15"3/4H - **Cod. C5**
- C) 19"5/8W x 19"5/8H - **Cod. C9**
- D) 27"1/2W x 11"7/8H - **Cod. 10**

#### Knife-Edged



#### Box-Edged



#### Box-Edged:

19"5/8W x 19"5/8H - **Cod. C50**