

141



Description

These refined suspension lamp models from the exclusive 141 lighting collection are composed of 11, 16, 20 or 28 poured glass pendants that attach to a white-powder coated canopy available in different shapes, using a fixed length connector.

Longest and shortest lengths are determined by client, Bocci fabricates all lengths between the available measurements. Specified shortest and longest lengths are from the underside of the canopy to the underside of the pendant. There may be variance of $\pm 2''$ on specified shortest and longest lengths. Up-charge applies for cable lengths over 118"1/8. Lamps and power supplies are included.

The luxury 141 series is crafted by pouring two ladlefuls of hot glass freehand over a curved rod to create two overlapping puddles. The rod is then lifted, and the puddles wing out into an unpredictable shape in a gesture that is both simple and cinematic at once. After this process, the rod is replaced with an LED light source.

Finishes & Materials

Pendant: Poured glass.

Canopy: Steel.

Dimensions

Pendant: ± 9"7/8W - 15"W

11 pendants configuration - 141.11

Rectangular: 33"1/2W x 11"1/8D

Round: Ø23"5/8

Square: 20"W x 20"D

16 pendants configuration - 141.16

Rectangular: 43"1/4W x 14"5/8D

Square: 23"5/8W x 23"5/8D

20 pendants configuration - 141.20

Rectangular: 52"W x 11"7/8D

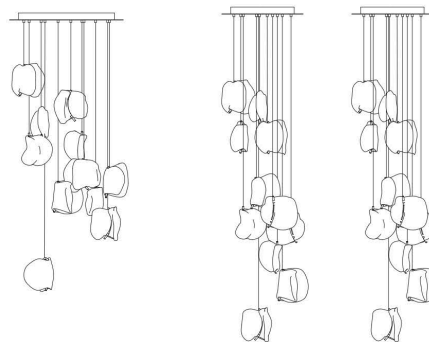
Round: Ø29"3/4

28 pendants configuration - 141.28

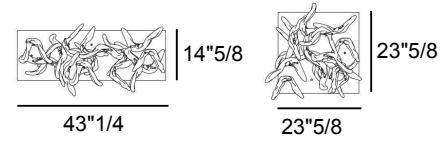
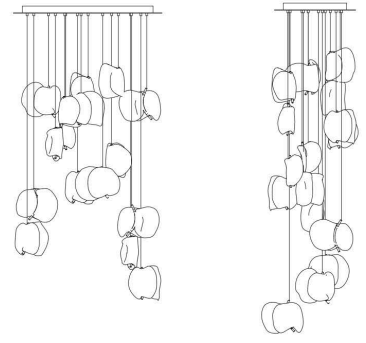
Rectangular: 52"W x 17"1/2D

Square: 29"3/4W x 29"3/4D

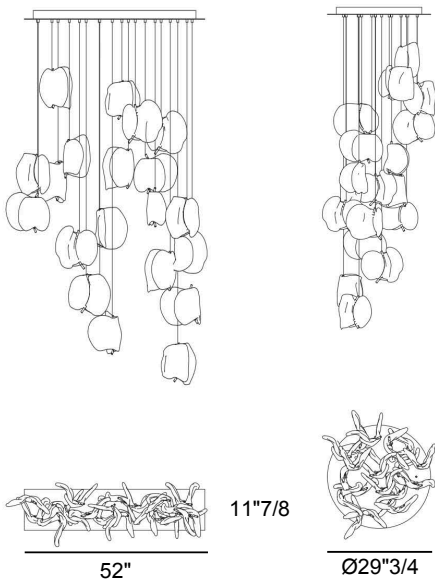
11 pendants - 141.11



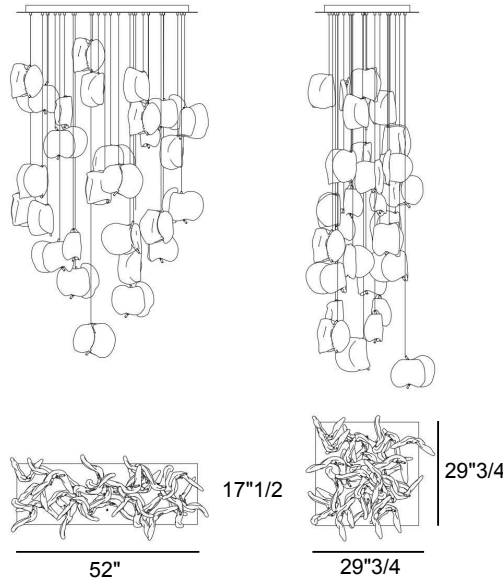
16 pendants - 141.16



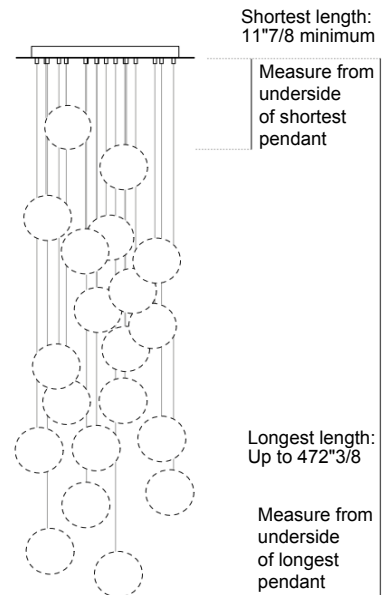
20 pendants - 141.20



28 pendants - 141.28



Length Measuring Guide



Specifications

Mounting: Ceiling mounted.

Lamp: 2W LED 110V - 2500K - 180lm

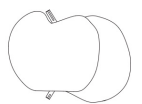
Dimmable.

Coaxial Cable: Non-adjustable length.

Power Supply: Integral.

Bocci recommends remote mounting power supplies for ease of long-term maintenance.

Pendant



± 9"7/8 - 15"