

Cuna

Design: Emmanuel Gallina



Description

The Cuna executive chair unifies modern design, comfort, and Italian craftsmanship, offering a luxury and functional solution for both executive and home office spaces. Its ergonomic structure features synchronized movement, a five-spokes swivel base with castors, and adjustable seat height and backrest resistance, ensuring maximum adaptability and ease of use. The shaped backrest in solid Canaletta walnut stands out as a true Italian design piece — its curved, sculptural silhouette flows seamlessly into the armrests, embracing the seat and backrest with grace and elegance. Available with a high or low backrest, Cuna embodies the essence of contemporary Italian furniture, blending modern luxury with timeless craftsmanship and versatility.

Made in Italy.

Finishes & Materials

Cover: Fabric and Leather.

Internal Backrest & Seat Frame: Plywood.

Outer Shell with Integrated Armrests: Solid Walnut.

Swivel Base: Metal.

Cuna

Dimensions

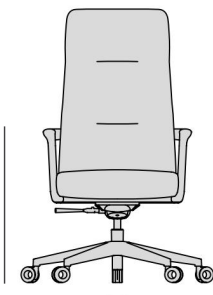
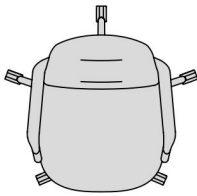
High back: 31"1/2W x 30"D x from 44"7/8H to 49"5/8H

Low back: 31"1/2W x 30"D x from 34"5/8H to 39"3/8H

Seat height: from 18"1/2 to 23"1/4

Armrests height: from 25"1/8 to 30"

High back



31"1/2

Adjustable height:

- Min. 44"7/8
- Max. 49"5/8



30"

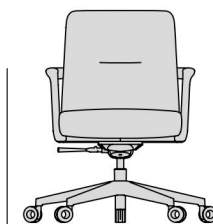
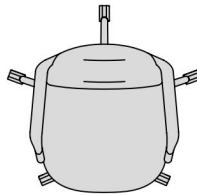
Adjustable height:

- Min. 18"1/2
- Max. 23"1/4

Adjustable height:

- Min. 25"1/8
- Max. 30"

Low back



31"1/2

Adjustable height:

- Min. 34"5/8
- Max. 39"3/8



30"

Adjustable height:

- Min. 18"1/2
- Max. 23"1/4

Adjustable height:

- Min. 25"1/8
- Max. 30"