

LondonArt Wallpapers



BASE LAYER / SUPPORT

ADHESIVE NOT INCLUDED

RAW

Raw is our bestselling coating, with its opulent appearance, it is very pleasant to the touch and to the eye it is suitable for indoor environments.

BOLD

A brand new material, the perfect solution for all public areas, such as offices, shops, hotels, common areas, to combine practicality and aesthetic appeal.

GREEN

Ecological PVC-free, non-woven backing. Suitable for interiors only, it is recyclable and breathable.

SOUNDPROOF

The innovative sound-absorbing support is a practical solution whenever acoustics is as fundamental as aesthetics.

GLASS

This waterproof coating is suitable for wet areas such as showers, toilets, also perfect where frequent cleaning is required, in places such as kitchens or public areas.



For wet spaces with flowing water, shower interiors and basins splashbacks.



For areas that need frequent cleaning and are subject to wear and tear, such as kitchens or public places.

Raw

DESCRIPTION

Raw is a vinyl wall covering with a non-woven fabric backing with an embossed, irregular surface that resembles a canvas. The texture enhances the design with a tactile feel. Suitable for indoor application only (wall/ceiling), it is resistant to impacts and easy to maintain.

USES



HOME



LIVING ROOM



LUNCHROOM



BEDROOM



SHOP



CEILINGS

Raw combines practicality with visual appeal which makes it ideal for residential use. It is the perfect solution for the stylish customisation of household areas, such as the living room or bedroom, but also for an easy makeover of shops and hotel rooms.

TECHNICAL CHARACTERISTICS

- Total weight (-/+): 360 g/m² ÷ 380 g/m²
- Total thickness (-/+): 0,30 mm ÷ 0,34 mm
- Size: In 50 cm rolls in the desired width
- Fire reaction certification: Euro class: B-s2, d0
ASTM E 84-21a: Class A •



IMPACT RESISTANT



FIREPROOF



EMBOSSSED SURFACE



APPLICATION WITH GLUE



WASHABLE



REMOVABLE



SUBSTRATE PREPARATION AND APPLICATION

The surface, on which Raw will be applied, must be smooth and white in colour. Solid, absorbent and free from oils, surfactants, water and dust. Any flaking parts should be removed. If there are ceramic tiles present, treat the surface with a skimming coating to make it completely smooth, removing any grout lines. You can then proceed to apply the glue and lay Raw. Every sheet should adhere flush to the wall. The rolls should be aligned correctly, not too far from one another and not overlapping to ensure the continuity of the pattern.

CLEANING AND STAIN REMOVAL

Cleaning the wall paper is quick and easy: just dilute a mild detergent in warm water and immerse a soft cloth in this solution, taking care to rinse the treated surface with clear water. To prevent stains and marks, it is also a good idea to immediately remove marks to prevent any reaction of the covering to colours or solvents which could permanently fade the surface. We recommend testing all detergents in a hidden area, before cleaning, to make sure they are compatible with the covering.

Bold

DESCRIPTION

Introducing Bold, the new substrate for Londonart internal wall coverings, featuring an embossed and irregular texture reminiscent of the artistic surface of a painting. The result is opulent, packed with content and very eye-catching and pleasant to the touch. Bold is very hard-wearing and resistant to knocks as well as being easy to maintain. This is due to the combination of the vinyl backing and 100% cotton cloth.

USES



Due to its versatility and technical features, this new substrate is not only ideal for home use, but also for the contract world and all public settings, such as offices and shops and wherever you need to reconcile practicality with aesthetic appeal. Bold is the tangible answer to functional project requirements, offering versatile application with total freedom to interpret the space.

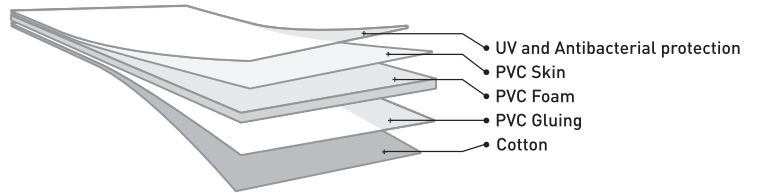
SUBSTRATE PREPARATION AND APPLICATION

The surface, on which Bold will be applied, must be smooth and white in colour. Solid, absorbent and free from oils, surfactants, water and dust. Any flaking parts should be removed. If there are ceramic tiles present, treat the surface with a skimming coating to make it completely smooth, removing any grout lines. You can then proceed to apply the glue and lay Bold. Every sheet should adhere flush to the wall. The rolls should be aligned correctly, not too far from one another and not overlapping to ensure the continuity of the pattern.

CLEANING AND STAIN REMOVAL

Cleaning the wall paper is quick and easy: just dilute a mild detergent in warm water and immerse a soft cloth in this solution, taking care to rinse the treated surface with clear water. To prevent stains and marks, it is also a good idea to immediately remove marks to prevent any reaction of the covering to colours or solvents which could permanently fade the surface. We recommend testing all detergents in a hidden area, before cleaning, to make sure they are compatible with the covering.

TECHNICAL CHARACTERISTICS



- Weight: 450 g/m2 +/- 12%
- Composition: PVC 92%; cotton backing 8%
- Size: In 65 cm rolls in the desired width

GENERAL FEATURES & CERTIFICATIONS

- Bold is not subject to heavy metal migration or the emission of vinyl chloride monomer and formaldehyde
- Water-repellent
- Prevents the formation of unpleasant odours
- Stain resistant - (no hardening or colour variation): hot and cold distilled water, 50% vol. ethyl alcohol, vinegar (3% acetic acid), alkaline solution (1% sodium hydroxide), orange juice, butter
- ASTM E 84-20: Class A fire reaction rating
- FTMS-191A 5660.1 Colorfastness to Light | Category and Requirements: VI
- ASTM F793 cl. 7.4 Washability of Wall coverings | Category and Requirements: VI
- FTMS-191A-5651B Crocking Resistance | Category and Requirements: VI
- FTMS-191A- 5872 Blocking Resistance | Category and Requirements: VI
- ASTM D751 cl.45-48 Coating Adhesion | Category and Requirements: VI
- ASTM F793 cl. 7.13 Cold Cracking Resistance | Category and Requirements: VI
- ASTM F793 cl. 7.14 Heat Aging Resistance | Category/Requirements: V
- CCC-W-408D cl. 4.4.7 Shrinkage | Category and Requirements: VI
- ASTM F793/F793M-15 Mildew Resistance| Category and Requirements: VI



Green

DESCRIPTION

Green is the non-woven fabric, PVC-free wall covering. It is made of pressed cellulose fibres and is recyclable and breathable. It has a smooth surface with an opaque finish and is suitable for indoor application only.

USES



HOME



LIVING ROOM



LUNCHROOM



BEDROOM



CEILINGS

Green is ideal for residential use and for anyone who cares about the environment. It is the perfect solution for the stylish customisation and makeover of household settings, such as the living room or bedroom.

TECHNICAL CHARACTERISTICS

- Total weight (-/+): 150 g/m² +/- 15%
- Total thickness (-/+): 0,35 mm
- Size: In 50 cm rolls in the desired width



PVC FREE



RECYCLABLE MATERIAL



BREATHABLE



SMOOTH SURFACE



APPLICATION WITH GLUE

SUBSTRATE PREPARATION AND APPLICATION

The surface, on which Green will be applied, must be smooth and white in colour. Solid, absorbent and free from oils, surfactants, water and dust. Any flaking parts should be removed. If there are ceramic tiles present, treat the surface with a skimming coating to make it completely smooth, removing any grout lines. You can then proceed to apply the glue and lay Green. Every sheet should adhere flush to the wall. The rolls should be aligned correctly, not too far from one another and not overlapping to ensure the continuity of the pattern.

CLEANING AND STAIN REMOVAL

Green should not be cleaned with chemical products and exposed to damp or water. For routine maintenance, the surface can be dusted with a soft, dry microfibre cloth or a feather duster. Any stains should be removed immediately by patting the area without rubbing.

Soundproof

DESCRIPTION

From Londonart's technological research comes the new Soundproof wall covering, the innovative sound-absorbing support that is the concrete solution whenever acoustics are as fundamental as aesthetics. Soundproof has an excellent soundproofing and sound-absorbing capacity; this not only reduces the noises coming from outside the building, but also those generated in the rooms or adjacent housing units. The acoustic comfort performance, generated by the vinyl fabric structured in different layers, lets you create environments in perfect balance between absorption and reflection of sound waves. It is entirely made in Italy.

USES



Thanks to the closed cell PVC foam layer, Soundproof reduces noises coming both from outside and inside a building. The support, intervening technically on the reverberation, is particularly suitable for all environments that require greater tranquillity, like: executive and operative offices, open-plan offices, restaurants, gyms, swimming pools, and private homes. Furthermore, by meeting the needs of acoustic correction, it is also suitable for all places that require purity in the diffusion of sounds, like: cinemas and audition halls, conference halls, theatres, clubs, domestic environments with Hi-Fi systems. The ease of application of the product lets you create articulated compositions of great impact easily and quickly, and, thanks to its thickness, it can be applied on walls that are not perfectly treated, hiding irregularities.

SOUND CORRECTION

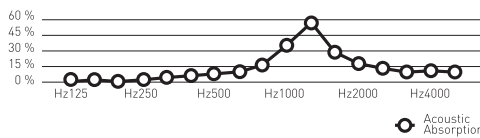
It meets the needs of sound reflection, creating a correct resonance, perfecting or correcting the architectural acoustic effects. In particular, it absorbs the unpleasant effects of high frequencies and increases the purity of audible frequencies, improving their perception.

SOUND INSULATION

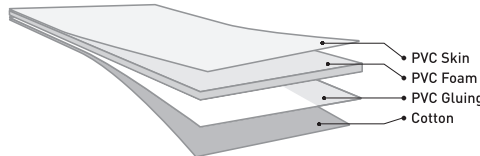
It features high-level double-pass sound insulation (eliminating noises from the outside and from the inside).

SOUND ABSORPTION

Soundproof has a high absorbency of the wall layer (30-60% of the medium frequencies between 250 and 2000Hz).



TECHNICAL CHARACTERISTICS



- Weight: 700 +/- 10% g/m²;
- Composition: 92% PVC and plasticizers; 8% cotton support;
- Size: In rolls of 65 cm for the desired height;
- Sound absorption coefficient: α_w 0.40;
- Reaction to fire: Class 1, updated EN 145102 B-s2-d0, self-extinguishing, in case of combustion it does not feed and does not propagate the flame, the density of the fumes emitted has a value lower than 10 (ASTM E 84/75 and 84/80 class A);
- Once installed, it does not emit harmful substances, volatile substances (VOC free UNI EN 12149), gases, dangerous particles, toxic substances;
- It is perfectly washable, disinfected, antistatic, antibacterial, rot-proof (EN 259 and EN 233), with dimensionally stable non-woven fabric support, non-absorbent, non-permeable, resistant to changes from light (EN 259), impact and blows (EN 5335), and to wear from rubbing.

ACOUSTIC COMFORT

Structured in differentiated layers to obtain the best acoustic comfort, it perfectly balances the absorption and reflection of sound waves within an environment with the elimination of echo and with a simultaneous isolation from sound waves coming from the outside.

SUBSTRATE PREPARATION AND APPLICATION

The surface, on which Soundproof will be applied, must be smooth and white in colour. Solid, absorbent and free from oils, surfactants, water and dust. Any flaking parts should be removed. If there are ceramic tiles present, treat the surface with a skimming coating to make it completely smooth, removing any grout lines. You can then proceed to apply the glue and lay Soundproof. Every sheet should adhere flush to the wall. The rolls should be aligned correctly, not too far from one another and not overlapping to ensure the continuity of the pattern.

CLEANING AND STAIN REMOVAL

Cleaning the wall paper is quick and easy: just dilute a mild detergent in warm water and immerse a soft cloth in this solution, taking care to rinse the treated surface with clear water. To prevent stains and marks, it is also a good idea to immediately remove marks to prevent any reaction of the covering to colours or solvents which could permanently fade the surface. We recommend testing all detergents in a hidden area, before cleaning, to make sure they are compatible with the covering.



Glass

DESCRIPTION

Made from ultra-thin special fibre glass yarn, obtained by fusion at a temperature of 1400°. The fibres obtained in this way maintain the chemical and physical properties of glass, even in fabric form. These features make Glass resistant to impacts, tears and scratches, as well as eco-friendly and hygienic. It has an embossed surface like a slub fabric.

USES



Suitable for all private and public environments where easy maintenance and cleaning is required. This is why it is the best solution for covering walls in hotels, offices, restaurants, bars and theaters. It is the ideal support in schools, gyms and beauty centers, for all areas subjected to considerable mechanical stress and wear, such as lobbies, corridors and services. Combined with the Blue Glass Finish Kit, it can be used in wet environments with beating water.

FINISH



For wet spaces with flowing water, shower interiors, basin splashbacks and external walls. It is very hardwearing, resistant to water and washable. The kit consists of a consolidating base (IMPROVING PRIMER), GLUE, FIBRE GLASS decorated with the chosen design, Bacteriostatic Protective Finish which withstands the sanitisation process (GLASS FINISH)



For areas that need frequent cleaning and are subject to wear, such as kitchens or public places. It is very hardwearing and washable. The kit consists of GLUE, FIBRE GLASS decorated with the chosen design and the Bacteriostatic Protective Finish which withstands the sanitisation process (GLASS FINISH).

TECHNICAL CHARACTERISTICS

- Material: Fiber glass;
- Total thickness (-/+): 0,427 mm ÷ 0,501 mm;
- Threads: Warp 81 ± 1 / dm | Weft 50 ± 1 / dm;
- Size: in 94 cm rolls in the desired width.

GENERAL FEATURES

- RESISTANCE TO TENSILE STRENGTH Breaking strength: Warp (Average value) 2450 N/5cm | Weft (Average value) 800 N/5cm
- Fire behaviour: Euroclass B-s1, d0
- Water-repellent



SUBSTRATE PREPARATION AND APPLICATION

The surface, on which Glass will be applied, must be smooth and white in colour. Solid, absorbent and free from oils, surfactants, water and dust. Any flaking parts should be removed. If there are ceramic tiles present, treat the surface with a skimming coating to make it completely smooth, removing any grout lines. Consult the technical manual in the kit for installation information, observing the application and drying times of the products.

CLEANING AND STAIN REMOVAL

Glass can be cleaned and sanitised with standard, off-the-shelf products. If you need to use alcohol-based disinfectants, it is advisable to wipe down the surface afterwards with suitable cloths as prolonged contact with the products used could cause stains or marks that are difficult to remove. A final, thorough wipe down (after the sanitisation phase) will eliminate any residual disinfectant solution. We recommend testing all detergents in a hidden area, before cleaning, to make sure they are compatible with the covering.

Roll Types

There are three roll types: A, B, and C. The width of each roll is fixed and determined by the base support.

Roll Type A
for RAW / GREEN materials



Roll Type B
for BOLD / SOUNDPROOF materials



Roll Type C
for GLASS material



Example of a wallpaper with RAW material

The width of each roll type is fixed and determined by the base support, while the height is customizable with no maximum. In this case (with RAW material), the minimum module size available for sale is 19"5/8W x min. 78"3/4H which equals 11 sq/ft.

The area highlighted in gray corresponds to the module size available for sale.

