

Flow

Design: Borzalino



Description

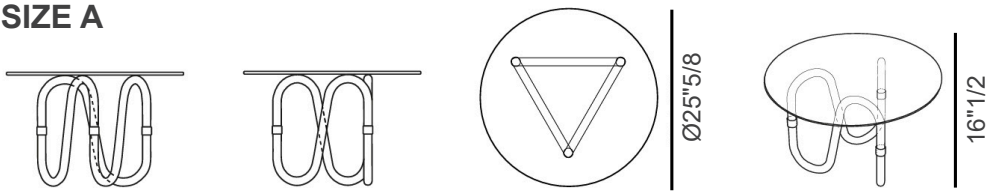
Designed by the in-house team, Flow is a coffee table defined by movement, flexibility, and expressive freedom. A transparent glass top rests on a tubular metal base whose continuous line traces a sinuous path in space, marked by irregular rhythms and soft pulsations. Both components are conceived as highly customizable elements: the base can be shaped with triangular, circular, or elongated sections, while the glass top is tailored to follow the profile of the structure, adapting to different uses and spatial contexts. The result is a visual experience that reflects the essence of the natural world, where order and spontaneity coexist, and matter is animated by motion. Clean and essential in its overall form yet subtly eccentric in character, Flow combines simplicity and functionality with a playful, unexpected presence. Available in two modules of different sizes, designed to be combined freely, the system allows for endless configurations. Each module connects to the others through a brass joint ring, offered in multiple finishes, while the glass top remains fully customizable to meet both aesthetic and practical requirements. Made in Italy.

Flow

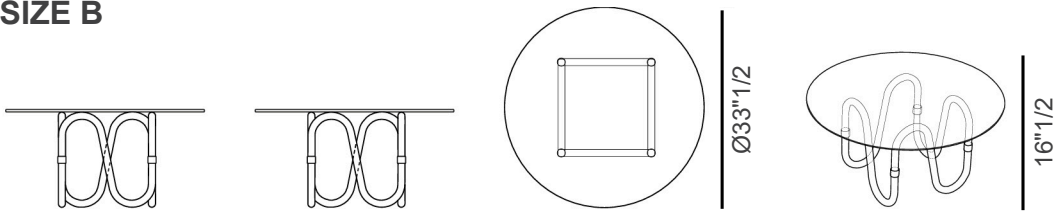
Dimensions

- SIZE A: Ø25"5/8 x 16"1/2H
- SIZE B: Ø33"1/2 x 16"1/2H
- SIZE C: Ø37"3/8 x 12"5/8H
- SIZE D: Ø37"3/8 x 16"1/2H
- SIZE E: 51"1/8W x 27"1/2D x 12"5/8H
- SIZE F: Ø59" x 12"5/8H

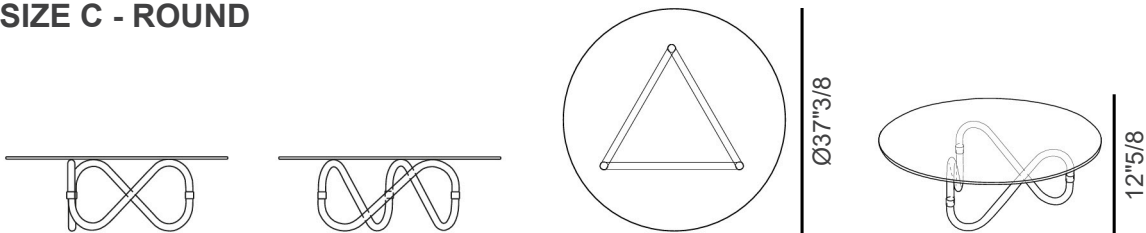
SIZE A



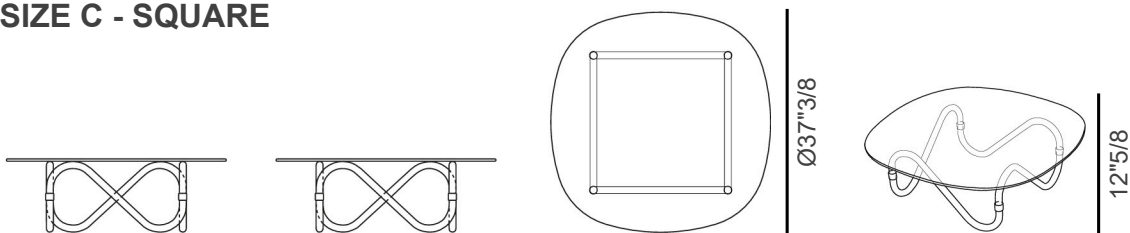
SIZE B



SIZE C - ROUND

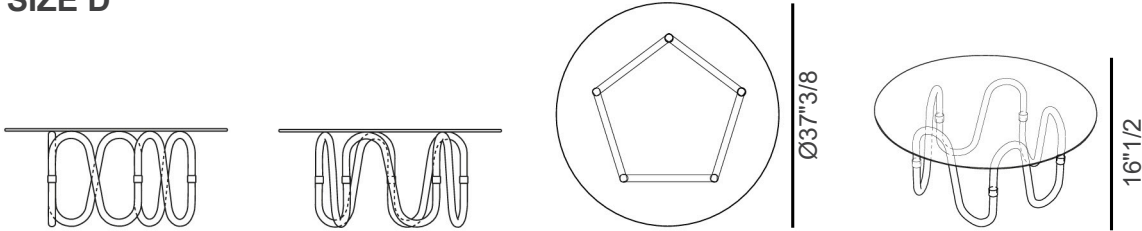


SIZE C - SQUARE

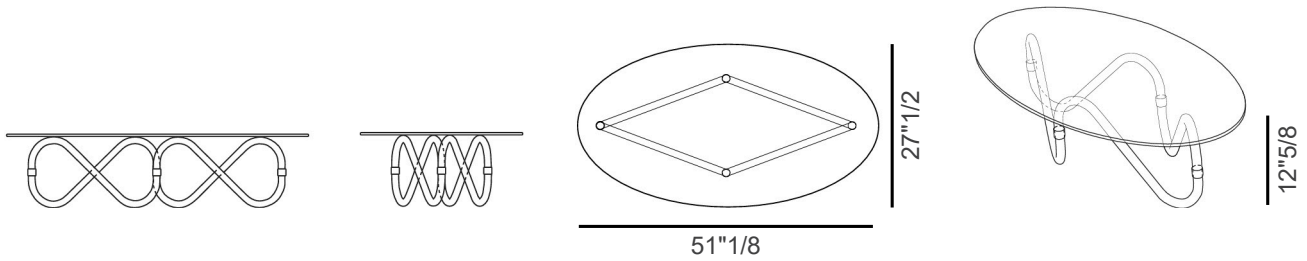


Flow

SIZE D



SIZE E



SIZE F

