

Ray

Design: Stefano Spessotto & Lorella Agnoletto



Description

Lounge chair with structure in plywood and pinewood with parts in E1 class agglomeration panels or cellulose agglomeration panels. Backrest in hard or cellulose wooden fiber panels. The seat is supported by propylene and latex elastic belts. Padded seat and backrest, with removable upholstery in fabric or non removable in leather or eco-leather. A mix version with external shell in leather and internal seat and backrest in fabric is also available, with non removable upholstery. Legs in solid wood. A matching footrest is available on demand. Made in Italy.



* For more specifications, please refer to the "Finishes & Materials" PDF

Ray

Dimensions


26"3/4W x 31"D x 37"3/8H

Seat height: 18"1/8


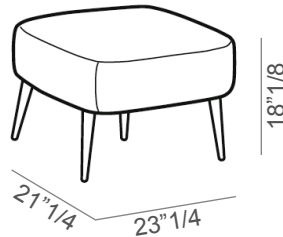
Armrest height: 25"5/8

Mix version

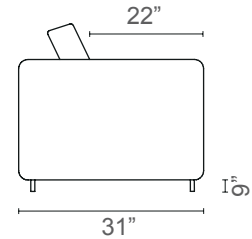
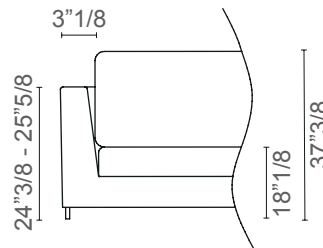
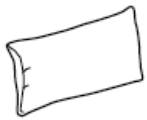
With external shell in leather



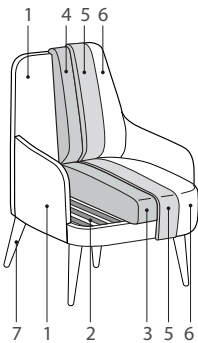
Optional footrest:
23"1/4W x 21"1/4D x 18"1/8H



Optional decorative cushion:
(with feather padding)
19"5/8W x 5"7/8D x 19"5/8H

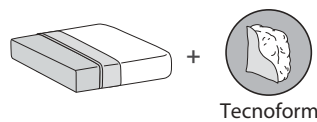


Internal composition:



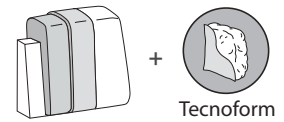
1. Structure
2. Springing
- 3,4,5. Padding
6. Upholstery
7. Wooden legs

Seat



D.35kg/m³

Backrest



D.18kg/m³

* For more specifications, please refer to the "Finishes & Materials" PDF