

Iglù

Design: Oriano Favaretto



Description

Chandelier with metal structure painted with brushed patina and metal mesh diffusers in matt gold.

The Iglù collection is born from observing the perfection of the sphere, transformed into a perfect, recognizable and unique shape by mesh that, rather than obstruct the light, instead creates a pattern of light and shadow, transforming the metal into a luminous jewel. Made in Italy.

Finishes & Materials

Structure: Painted metal.

Diffusers: Metal mesh (Painted matt gold).

* For more specifications, please refer to the "Finishes & Materials" PDF

Iglù

Dimensions

S6+1) Ø37"3/4 x 20"1/2H

S12+1) Ø37"3/4 x 26"3/4H

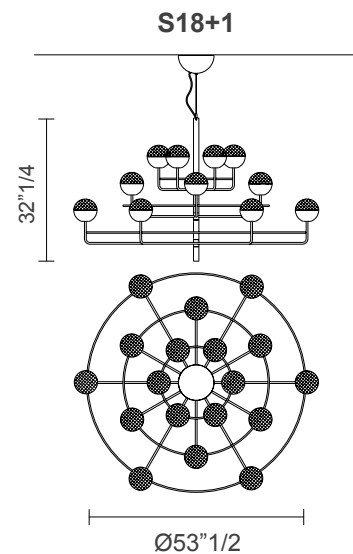
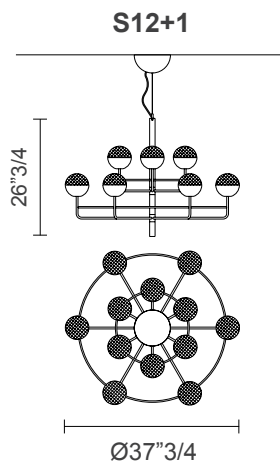
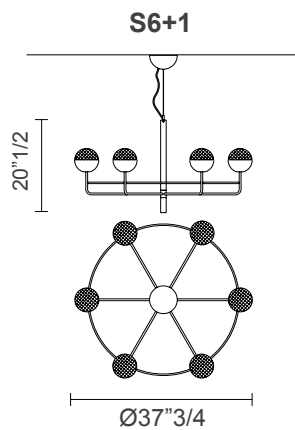
S18+1) Ø53"1/2 x 32"1/4H

Light source (integrated LED lighting):

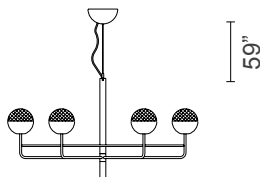
S6+1) 26,6W • CRI>90 • 3000k • 3626lm • Dimm 0-10V.

S12+1) 49,4W • CRI>90 • 3000k • 6734lm • Dimm 0-10V.

S18+1) 73,5W • CRI>90 • 3000k • 10258lm • Dimm 0-10V.



Standard cables for all chandeliers



* For more specifications, please refer to the "Finishes & Materials" PDF